

# Megawide Construction Corp.

## 1Q2026 Financial and Operating Results

Contact us

[investorrelations@megawide.com.ph](mailto:investorrelations@megawide.com.ph)  
[www.megawide.com.ph](http://www.megawide.com.ph)

Follow us

[fb.com/MegawideConstructionCorp](https://fb.com/MegawideConstructionCorp)  
[twitter.com/MegawideBuilds](https://twitter.com/MegawideBuilds)

# DISCLAIMER

---

This presentation was prepared solely and exclusively for discussion purposes. This presentation and/or any part thereof may not be reproduced, disclosed or used without the prior written consent of Megawide Construction Corporation (the “Company”).

This presentation, as well as discussions arising therefrom, may contain statements relating to future expectations and/or projections of the Company by its management team, with respect to the Company and its portfolio companies. These statements are generally identified by forward-looking words such as “believe”, “plan”, “anticipate”, “continue”, “estimate”, “expect”, “may”, “will”, or other similar words. These statements are: (i) presented on the basis of current assumptions which the company’s management team believes to be reasonable and presumed correct based on available data at the time these were made, (ii) based on assumptions regarding the Company’s present and future business strategies, and the environment in which it will operate in the future, (iii) a reflection of our current views with respect to future events and not a guarantee of future performance, and (iv) subject to certain factors which may cause some or all of the assumptions not to occur or cause actual results to diverge significantly from those projected. Any and all forward looking statements made by the Company or any persons acting on its behalf are deemed qualified in their entirety by these cautionary statements.

This presentation is solely for informational purposes and should in no way be construed as a solicitation or an offer to buy or sell securities or related financial instruments of the Company and/or any of its subsidiaries and/or affiliates.

# OUTLINE

**1.0** Financial & Balance Sheet Highlights

**2.0** Construction

**3.0** Landport

**4.0** Real Estate



# FINANCIAL & BALANCE SHEET HIGHLIGHTS

# INCOME STATEMENT

- **P4.8B**  
Total consolidated revenues

- **P265M**  
Net income

In PhP Mn	1Q2026	1Q2026	% change
<b>Revenues</b>	4,806	4,201	14%
Construction Operations	3,837	3,668	5%
Real Estate Operations	831	397	110%
Terminal Operations	138	136	1%
<b>Direct Costs</b>	3,632	3,280	11%
Construction Operations	2,975	2,983	0%
Real Estate Operations	582	227	157%
Terminal Operations	75	71	5%
<b>Gross Profit</b>	1,175	921	28%
<b>Operating Expenses</b>	(445)	(344)	29%
<b>Operating Profit</b>	730	577	27%
<b>Other Income / (Expenses)</b>	(355)	(292)	22%
Finance Costs	(596)	(591)	1%
Finance Income	3	171	-98%
Others	238	128	87%
<b>Profit / (Loss) Before Tax</b>	375	285	1%
<b>Tax Income (Expense)</b>	(110)	(75)	46%
<b>Net Profit/ (Loss)</b>	265	209.2	26%

# MARGIN PERFORMANCE

- **24%** Gross Margin  
vs 22% 1Q2025
- **6%** Net Margin  
vs 5% 1Q2025

	1Q2026	1Q2025
<b>Gross Profit Margin</b>	<b>24%</b>	<b>22%</b>
<i>Construction</i>	22%	19%
<i>Real Estate Operations</i>	30%	31%
<i>Terminal Operations</i>	46%	48%
<b>EBITDA Margin</b>	<b>25%</b>	<b>26%</b>
<i>Construction</i>	26%	26%
<i>Real Estate Operations</i>	21%	16%
<i>Terminal Operations</i>	31%	32%
<b>Net Income Margin</b>	<b>6%</b>	<b>5%</b>
<i>Construction</i>	7%	6%
<i>Real Estate Operations</i>	2%	3%
<i>Terminal Operations</i>	-8%	-10%

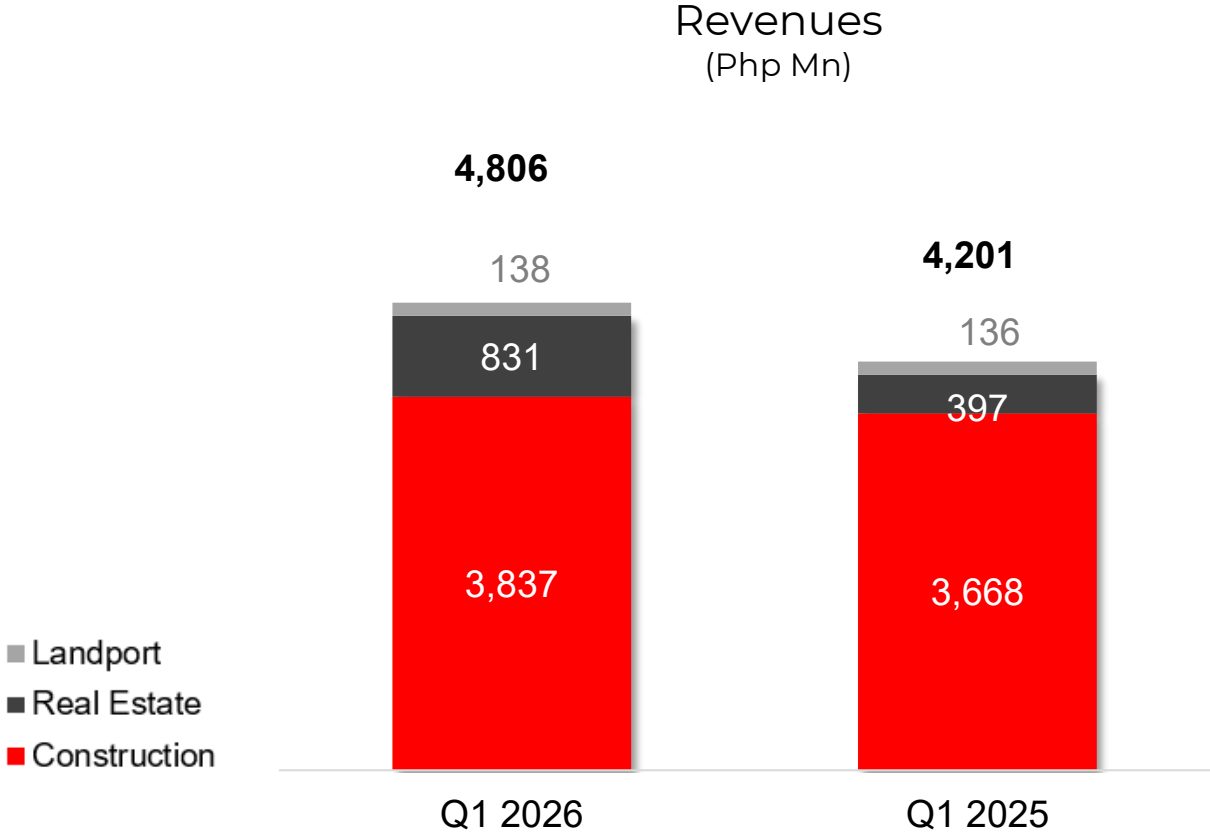
# BALANCE SHEET HIGHLIGHTS

○ 1.1x

Bank D-E ratio  
(vs 2.33X covenant)

	MARCH 2026	DECEMBER 2025
<b>ASSETS</b>		
Cash	7,747.85	11,164.72
Trade receivables	18,781.63	19,341.15
Real estate inventories	6,609.54	5,023.87
Contract assets	6,306.26	4,116.88
Other current assets	12,042.10	11,402.06
<b>Total Current Assets</b>	<b>52,643.28</b>	<b>52,378.46</b>
Property, Plant & Equipment	6,306.97	5,995.71
Investment properties	4,614.61	5,296.32
Goodwill	3,797.06	3,797.06
Other Non-current assets	399.56	399
<b>Total Non-Current Assets</b>	<b>20,924.86</b>	<b>21,367.88</b>
<b>TOTAL ASSETS</b>	<b>73,568.14</b>	<b>73,746.34</b>
<b>LIABILITIES</b>		
Current loans	15,247.97	21,103.23
Trade payables	8,471.55	5,355.06
Contract liabilities	3,099.54	3,869.98
Other current liabilities	412.79	374.56
<b>Total Current Liabilities</b>	<b>27,231.86</b>	<b>30,702.84</b>
Non-current loans	17,688.47	21,103.23
<b>Total Non-Current Liabilities</b>	<b>19,291.74</b>	<b>18,549.15</b>
<b>TOTAL LIABILITIES</b>	<b>46,523.60</b>	<b>49,251.99</b>
<b>EQUITY</b>	<b>27,044.54</b>	<b>24,494.34</b>
Bank D-E Ratio	1.1	1.5

# 1Q2026 vs 1Q2025 REVENUE PER SEGMENT



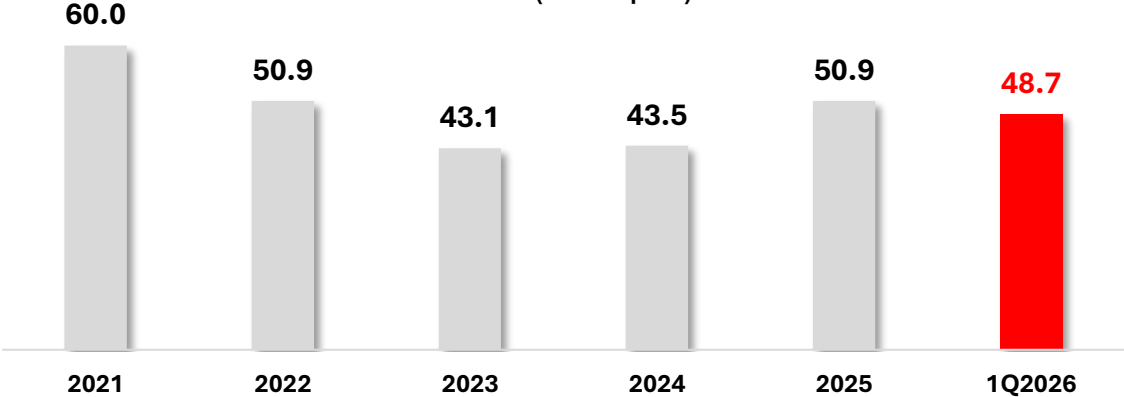


# CONSTRUCTION OPERATIONS

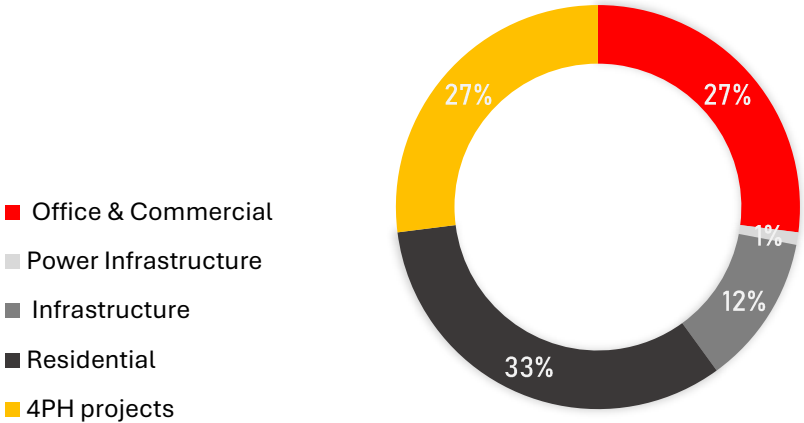
# STABLE ORDERBOOK

- P48.7  
Order book (2-3 years burn)
- 25  
Existing projects

1Q2026 ORDER BOOK  
(in Php B)



1Q2026 ORDERBOOK MIX

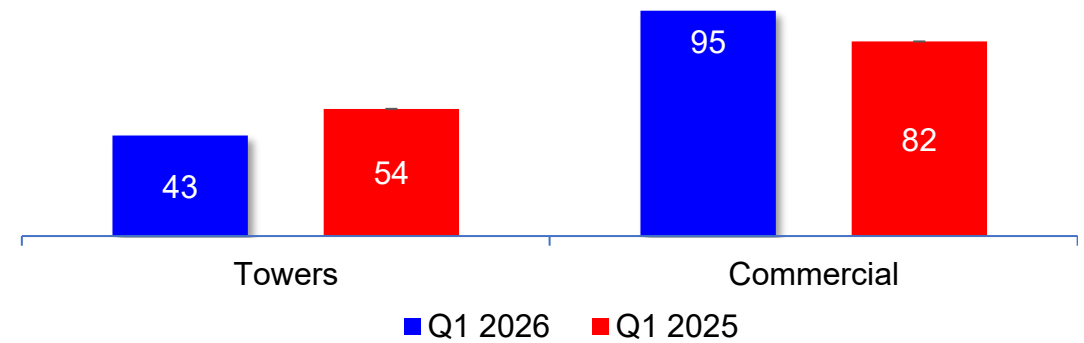




# LANDPORT OPERATIONS

# REVENUE GENERATION

1Q2026 Revenue Breakdown (in PHP MN)			
	Office	Commercial	Total
Rental	43.66	95.52	139.18
PFRS 16	(1.11)	(0.21)	(1.32)
<b>TOTAL</b>	<b>42.55</b>	<b>95.30</b>	<b>137.86</b>




# INCREASING TRAFFIC AND PASSENGER SPENDING



178k

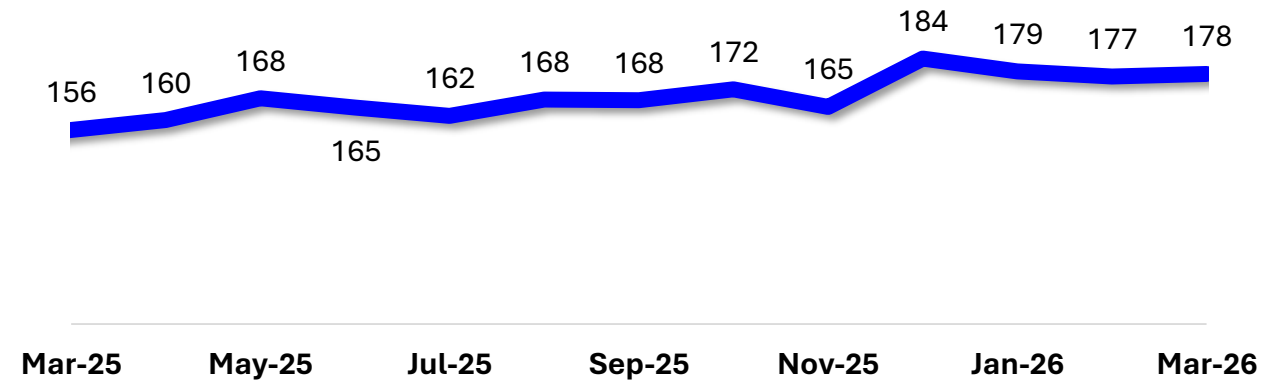
Average monthly traffic in 1Q2026



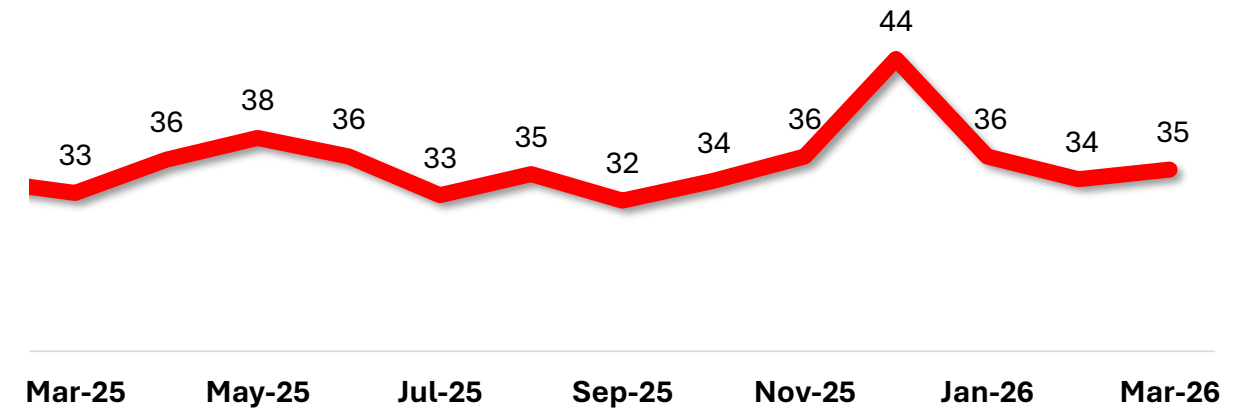
P35

Average passenger spend in 1Q2026

AVERAGE DAILY FOOT TRAFFIC



AVERAGE SPEND PER PAX (PHP)

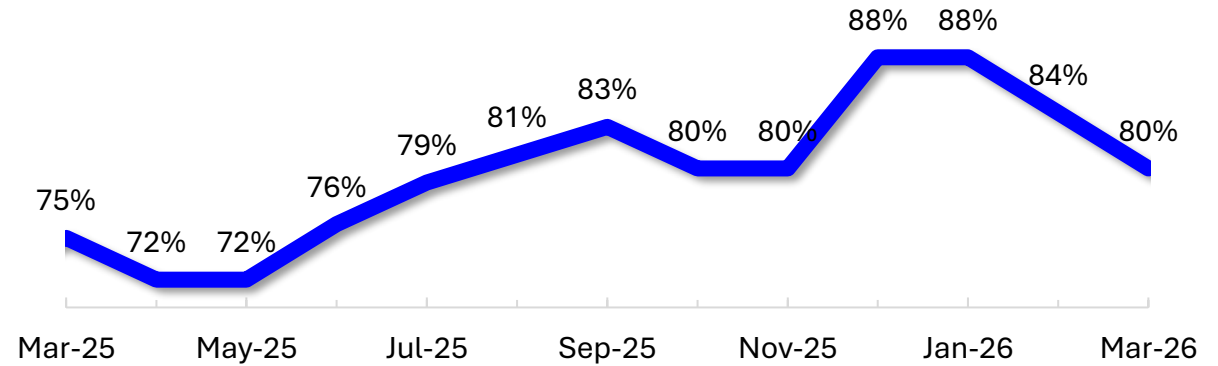


# RISING COMMERCIAL OCCUPANCY

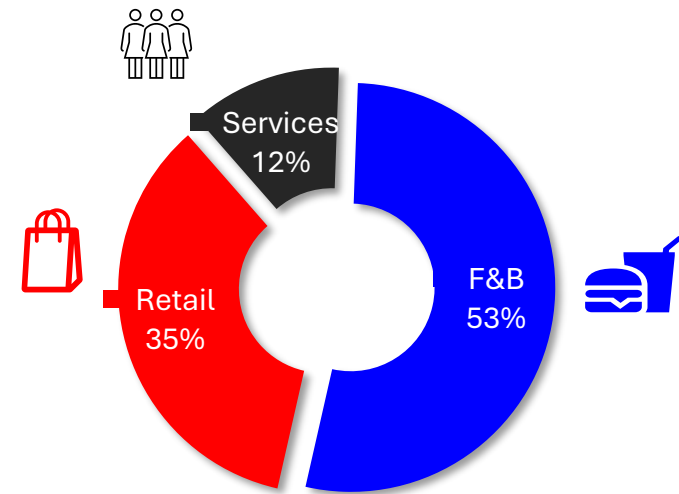
- 80%  
Commercial area occupancy  
from 75% 1Q2025

- 53-35-12%  
F&B – Retail – Services share

1Q2026 COMMERCIAL OCCUPANCY

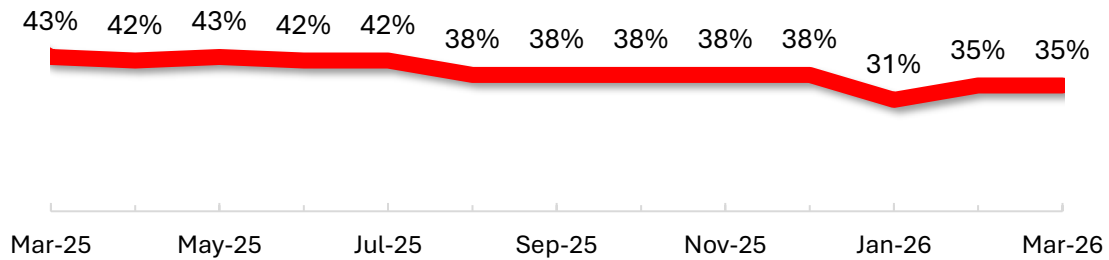


1Q2026 TENANT MIX



# OFFICE OCCUPANCY RECOVERING

## 1Q2026 OFFICE OCCUPANCY



## 1Q2026 NEW OFFICE TENANTS



PACIFIC JETCORP LTD

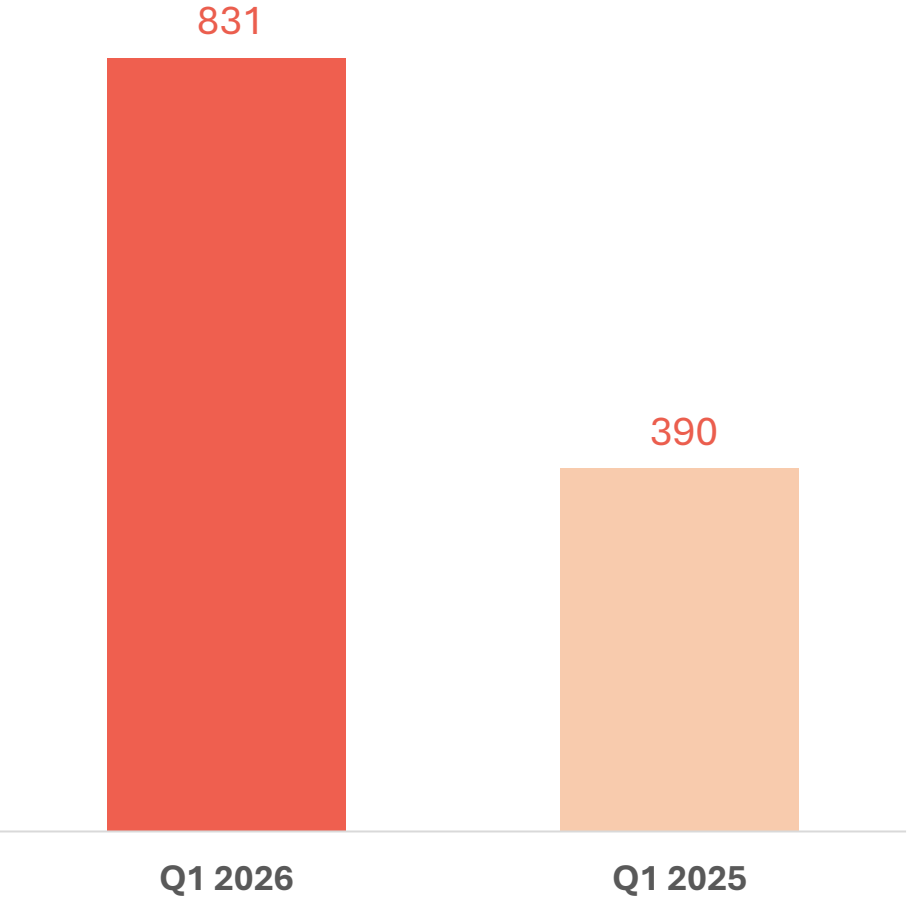




# REAL ESTATE OPERATIONS

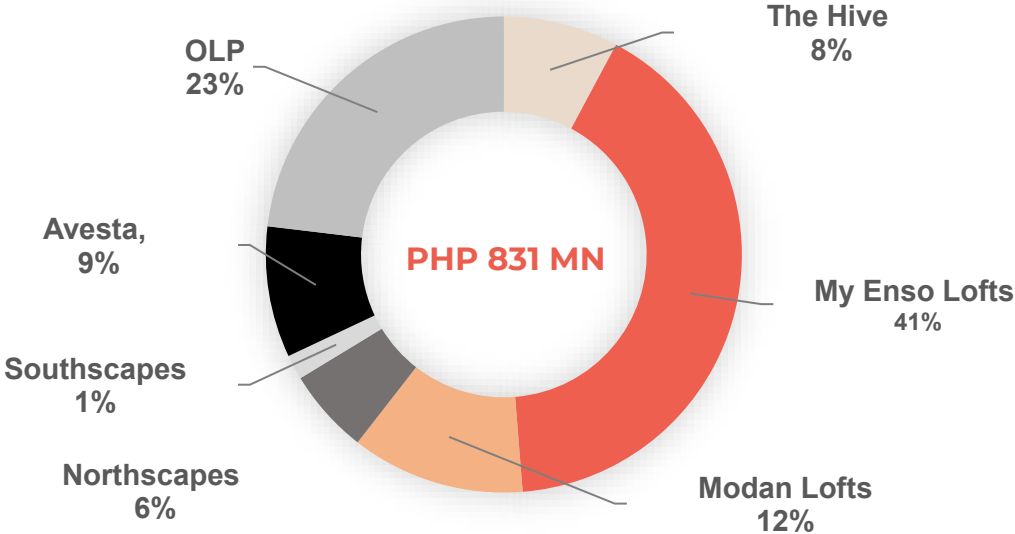
# REVENUE PERFORMANCE

EXTRAORDINARY  
DEVELOPER



## 1Q 2026

Breakdown percentage rate per project

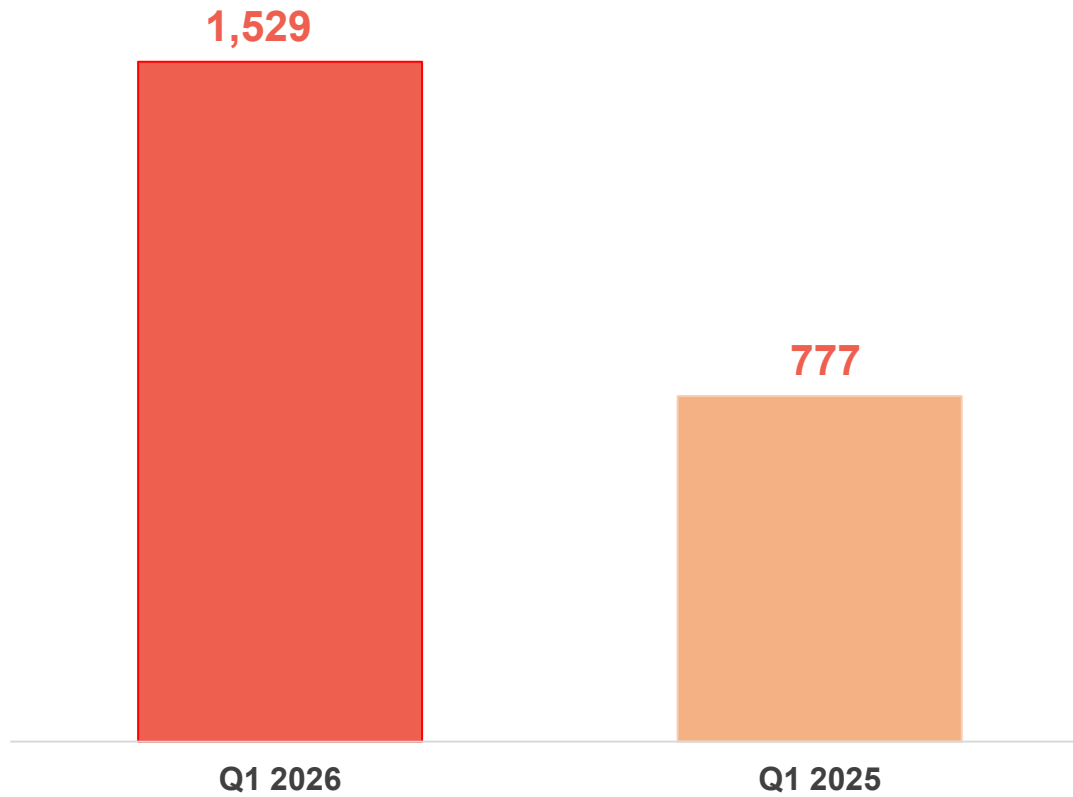


# RESERVATION SALES

EXTRAORDINARY  
DEVELOPER



YTD Reservation Sales (PHP MN)



# PROJECT UPDATES

**SOUTHSCAPES**  
Trece Martires



ORTIGAS HILLS  
**MODAN LOFTS**



**MY ENSO**  
LOFTS



**NORTHSCAPES**  
San Jose del Monte





# SOCIALIZED HOUSING

# NEW PROJECT

## Expanded 4PH Program

4PH Marilag, Quezon City

Php 1,488 MN





Engineering  
A First-World Philippines

**THANK YOU.**

**Contact us**

[investorrelations@megawide.com.ph](mailto:investorrelations@megawide.com.ph)  
[www.megawide.com.ph](http://www.megawide.com.ph)

**Follow us**

[fb.com/MegawideConstructionCorp](https://fb.com/MegawideConstructionCorp)  
[twitter.com/MegawideBuilds](https://twitter.com/MegawideBuilds)