



# SECURITIES AND EXCHANGE COMMISSION

THE SEC HEADQUARTERS 7907 Makati Avenue, Salcedo Village, Bel-Air, Makati City  
1209 Trunk Line No:02-5322-7696 Email Us:www.sec.gov.ph/imessagemo@sec.gov.ph



**The following document has been received:**

**Receiving:** Mark Jason Orcine

**Receipt Date and Time:** August 12, 2025 03:12:42 PM

## Company Information

---

**SEC Registration No.:** CS200411461

**Company Name:** MEGAWIDE CONSTRUCTION CORPORATION

**Industry Classification:** F410

**Company Type:** Stock Corporation

## Document Information

---

---

**Document ID:** OST10812202583653718

**Document Type:** GENERAL\_INFORMATION\_SHEET

**Document Code:** GIS

**Period Covered:** July 03, 2025

**Submission Type:** Amendment

**Remarks:** None

---

---

Acceptance of this document is subject to review of forms and contents

| <b>AMENDED GENERAL INFORMATION SHEET (GIS)</b>  |                                 |  |  |
|---|---------------------------------|--|--|
| FOR THE YEAR 2025   |                                 |  |  |
| STOCK CORPORATION   |                                 |  |  |
| <b>GENERAL INSTRUCTIONS:</b>  |                                 |  |  |
| 1. FOR USER CORPORATION: THIS GIS SHOULD BE SUBMITTED WITHIN THIRTY (30) CALENDAR DAYS FROM THE DATE OF THE ANNUAL STOCKHOLDERS' MEETING. DO NOT LEAVE ANY ITEM BLANK, WRITE "N.A." IF THE INFORMATION REQUIRED IS NOT APPLICABLE TO THE CORPORATION OR "NONE" IF THE INFORMATION IS NON-EXISTENT. IF THE ANNUAL STOCKHOLDERS' MEETING IS HELD ON A DATE OTHER THAN THAT STATED IN THE BY-LAWS, THE GIS SHALL BE SUBMITTED WITHIN THIRTY (30) CALENDAR DAYS AFTER THE ELECTION OF THE DIRECTORS, TRUSTEES AND OFFICERS OF THE CORPORATION AT THE ANNUAL MEMBERS' MEETING. |                                 |  |  |
| 2. IF NO MEETING IS HELD, THE CORPORATION SHALL SUBMIT THE GIS NOT LATER THAN JANUARY 30 OF THE FOLLOWING YEAR. HOWEVER, SHOULD AN ANNUAL STOCKHOLDERS' MEETING BE HELD THEREAFTER, A NEW GIS SHALL BE SUBMITTED/FILED.   |                                 |  |  |
| 3. THIS GIS SHALL BE ACCOMPLISHED IN ENGLISH AND CERTIFIED AND SWORN TO BY THE CORPORATE SECRETARY OF THE CORPORATION.  |                                 |  |  |
| 4. THE SEC SHOULD BE TIMELY APPRISED OF RELEVANT CHANGES IN THE SUBMITTED INFORMATION AS THEY ARISE. FOR CHANGES RESULTING FROM ACTIONS THAT AROSE BETWEEN THE ANNUAL MEETINGS, THE CORPORATION SHALL SUBMIT AMENDED GIS CONTAINING THE NEW INFORMATION TOGETHER WITH A COVER LETTER SIGNED THE CORPORATE SECRETARY OF THE CORPORATION. THE AMENDED GIS AND COVER LETTER SHALL BE SUBMITTED WITHIN SEVEN (7) DAYS AFTER SUCH CHANGE OCCURED OR BECAME EFFECTIVE.  |                                 |  |  |
| 5. SUBMIT FOUR (4) COPIES OF THE GIS TO THE RECEIVING SECTION AT THE SEC MAIN OFFICE, OR TO SEC SATELLITE OFFICES OR EXTENSION OFFICES. ALL COPIES SHALL UNIFORMLY BE ON A4 OR LETTER-SIZED PAPER. THE PAGES OF ALL COPIES SHALL USE ONLY ONE SIDE  |                                 |  |  |
| 6. ONLY THE GIS ACCOMPLISHED IN ACCORDANCE WITH THESE INSTRUCTIONS SHALL BE CONSIDERED AS HAVING BEEN FILED.  |                                 |  |  |
| 7. THIS GIS MAY BE USED AS EVIDENCE AGAINST THE CORPORATION AND ITS RESPONSIBLE DIRECTORS/OFFICERS FOR ANY VIOLATION OF EXISTING LAWS, RULES AND REGULATIONS  |                                 |  |  |
| ===== PLEASE PRINT LEGIBLY =====  |                                 |  |  |
| <b>CORPORATE NAME:</b>  |                                 |  | <b>DATE REGISTERED:</b>                          |
| MEGAWIDE CONSTRUCTION CORPORATION   |                                 |  | July 28, 2004                                    |
| <b>BUSINESS/TRADE NAME:</b>   |                                 |  | <b>FISCAL YEAR END:</b>                          |
| N.A.  |                                 |  | Dec-31   |
| <b>SEC REGISTRATION NUMBER:</b>   |                                 |  | <b>CORPORATE TAX IDENTIFICATION NUMBER (TIN)</b> |
| CS200411461   |                                 |  | 232-715-069-000                                  |
| <b>DATE OF ANNUAL MEETING PER BY-LAWS:</b>  |                                 |  | <b>WEBSITE/URL ADDRESS:</b>                      |
| June 30   |                                 |  | http://megawide.com.ph                           |
| <b>ACTUAL DATE OF ANNUAL MEETING:</b>   |                                 |  | <b>E-MAIL ADDRESS:</b>                           |
| 3-Jul-25  |                                 |  | corporatesecretary@megawide.com.ph               |
| <b>COMPLETE PRINCIPAL OFFICE ADDRESS:</b>   |                                 |  | <b>FAX NUMBER:</b>                               |
| NO. 20 N. DOMINGO STREET, BARANGAY VALENCIA, QUEZON CITY  |                                 |  | (02) 8415-4259                                   |
| <b>COMPLETE BUSINESS ADDRESS:</b>   |                                 |  | <b>ALTERNATE MOBILE NUMBER</b>                   |
| NO. 20 N. DOMINGO STREET, BARANGAY VALENCIA, QUEZON CITY  |                                 |  |  |
| <b>OFFICIAL E-MAIL ADDRESS</b>  | <b>ALTERNATE E-MAIL ADDRESS</b> | <b>OFFICIAL MOBILE NUMBER</b>                      | <b>ALTERNATE MOBILE NUMBER</b>                   |
| corporatesecretary@megawide.com.ph  | melissa.chavez@gulapalaw.com    | (0917) 791-7115                                    | (0917) 859-3485                                  |
| <b>NAME OF EXTERNAL AUDITOR &amp; ITS SIGNING PARTNER:</b>  |                                 | <b>SEC ACCREDITATION NUMBER (if applicable):</b>   | <b>TELEPHONE NUMBER(S):</b>                      |
| PwC Isla Llpana & Co., Pocholo C, Domondon  |                                 | N/A  | (02) 8655-1111                                   |
| <b>PRIMARY PURPOSE/ACTIVITY/INDUSTRY PRESENTLY ENGAGED IN:</b>  |                                 | <b>INDUSTRY CLASSIFICATION:</b>                    | <b>GEOGRAPHICAL CODE:</b>                        |
| To engage in general construction business including constructing, enlarging, or repairing or engaging in any work upon buildings, houses and condominium, roads, plants, bridges, piers, waterworks, railroads & other structures, etc.  |                                 | CONSTRUCTION                                       | 1112   |
| ===== INTERCOMPANY AFFILIATIONS =====   |                                 |  |  |
| <b>PARENT COMPANY</b>   | <b>SEC REGISTRATION NO.</b>     | <b>ADDRESS</b>                                     |  |
| Citicore Holdings Investment Inc.   | CS201121692                     | No. 20 N. Domingo St., Brgy. Valencia, Quezon City |  |
| <b>SUBSIDIARY</b>   | <b>SEC REGISTRATION NO.</b>     | <b>ADDRESS</b>                                     |  |
| MWM Terminals, Inc.   | CS201501778                     | No. 1 Kennedy Road, Barangay Tambo, Parañaque City |  |
| Megawide Terminals, Inc.  | CS201119271                     | No. 20 N. Domingo St., Brgy. Valencia, Quezon City |  |
| Altria East Land, Inc.  | CS20105977                      | Coastal Road, Banglan San Juan, Taytay, Rizal      |  |
| Megawide Land, Inc.   | CS201624913                     | No. 20 N. Domingo St., Brgy. Valencia, Quezon City |  |
| NOTE: USE ADDITIONAL SHEET IF NECESSARY   |                                 |  |  |

| SUBSIDIARY   | SEC REGISTRATION NO. | ADDRESS   |
|--|----------------------|---|
| Megawide Cold Logistics Inc.   | CS201629255          | No. 20 N. Domingo Street, Barangay Valencia, Quezon City  |
| Wide-Horizons Inc.   | CS202009282          | No. 20 N. Domingo Street, Barangay Valencia, Quezon City  |
| PH1 World Developers, Inc.<br>(formerly, MySpace Properties, Inc.)                     | CS200901466          | 10th Floor, Santolan Town Plaza, 276 Colonel Bonny Serrano Avenue, San Juan, Metro Manila           |
| Megawide OneMobility Corporation<br>(formerly, Citicore Infrastructure Holdings, Inc.) | CS201504733          | No. 20 N. Domingo Street, Barangay Valencia, Quezon City  |
| Tiger Legend Holdings Limited  | N/A                  | Vistra Corporate Services Centre, Wickhams Cay II, Road Town, Tortola, British Virgin Islands       |
| PH1 World Landscapes, Inc.   | 2022090068668-03     | No. 20 N. Domingo Street, Barangay Valencia, Quezon City  |
| Famtech Properties, Inc.   | CS202100004          | 5th Floor Pro-Friends Center, 55 Tinio Street, Barangay Addition Hills, Mandaluyong City            |
| Megawide Construction DMCC   | N/A                  | Unit 4401-05, Mazaya Business Avenue BB2, Jumeirah Lake Towers, Dubai UAE                           |
| Megawide Infrastructure DMCC   | N/A                  | Unit 4501-009 Mazaya Business Avenue BB2 Plot No JLTE-PH2-BB2 Jumeirah Lake Towers, Dubai, UAE      |
| Megawide Construction (Singapore) Pte. L   | N/A                  | 8 Cross Street, #24-03/04 PWC Building, Singapore (048424)  |
| Megawide International Limited   | N/A                  | Marcy Building, 2nd Floor, Purcell Estate, P.O. Box 2416, Road Town Tortola, British Virgin Islands |
| Megawide Construction (BVI) Corporation  | N/A                  | Marcy Building, 2nd floor, Purcell Estate, Road Town Tortola, British Virgin Islands                |
| Tunnel Pre-Fab Corporation   | CS2022080066147-02   | No. 4 Velasquez Street, Sitio Bangiad, Barangay San Juan, 1920, Taytay, Rizal                       |
| Cebu2World Development, Inc.   | CS202009069          | 3/F Unit 2, Carbon Market, Quezon Blvd, Ermita, Cebu City   |
| Megawide-GMR Construction JV Inc.  | CS201800431          | 7080 Cabangbang St., Clark Civil Aviation Complex, Barangay Balibago, Clark Freeport Zone, Pampanga |
| PH1 Vel Properties Inc.  | 2024030139089-40     | No. 20 N. Domingo Street, Barangay Valencia, Quezon City  |
| AFFILIATE  | SEC REGISTRATION NO. | ADDRESS   |
| Citicore Megawide Consortium, Inc.   | CS201219238          | No. 20 N. Domingo Street, Barangay Valencia, Quezon City  |
| Megawide World Citi Consortium, Inc.   | CS201400872          | No. 20 N. Domingo St., Barangay Valencia, Quezon City   |
| Evolution Data Centres Philippines, Inc.   | 2021120035234-01     | Unit 53J, Shang Salcedo Place, H.V. De La Costa corner Tordesillas Streets, Bel-Air, Makati City    |



**AMENDED GENERAL INFORMATION SHEET**  
STOCK CORPORATION

===== PLEASE PRINT LEGIBLY =====

| CORPORATE NAME: MEGAWIDE CONSTRUCTION CORPORATION |                      |                          |                   |   |                           |                         |                |
|---|----------------------|--------------------------|-------------------|---|---------------------------|-------------------------|----------------|
| CAPITAL STRUCTURE                                 |                      |                          |                   |   |                           |                         |                |
| AUTHORIZED CAPITAL STOCK                          |                      |                          |                   |   |                           |                         |                |
|   | TYPE OF SHARES *     | NUMBER OF SHARES         | PAR/STATED VALUE  | AMOUNT (PhP)<br>(No. of shares X Par/ Stated Value) |                           |                         |                |
|   | common               | 4,930,000,000            | 1.00              | 4,930,000,000.00                                    |                           |                         |                |
|   | preferred            | 250,000,000              | 1.00              | 250,000,000.00                                      |                           |                         |                |
| <b>TOTAL</b>                                      |                      | <b>5,180,000,000</b>     | <b>TOTAL P</b>    | <b>5,180,000,000.00</b>                             |                           |                         |                |
| SUBSCRIBED CAPITAL                                |                      |                          |                   |   |                           |                         |                |
| FILIPINO  | NO. OF STOCK-HOLDERS | TYPE OF SHARES *         | NUMBER OF SHARES  | NUMBER OF SHARES IN THE HANDS OF THE PUBLIC **      | PAR/STATED VALUE          | AMOUNT (PhP)            | % OF OWNERSHIP |
|   | 37                   | common***                | 1,997,293,432     | 1,284,380,325                                       | 1.00                      | 1,997,293,432.00        | 93.18%         |
|   | 4                    | preferred (series 2B)*** | 16,898,140        | 16,898,140  | 1.00                      | 16,898,140.00           | 0.79%          |
|   | 1                    | preferred (series 3)     | 45,000,000        |   | 1.00                      | 45,000,000.00           | 2.10%          |
|   | 2                    | preferred (series 5)***  | 14,617,570        | 14,617,570  | 1.00                      | 14,617,570.00           | 0.68%          |
|   | 1                    | preferred (series 6a)*** | 17,735,550        | 17,735,550  | 1.00                      | 17,735,550.00           | 0.83%          |
|   | 1                    | preferred (series 6b)*** | 11,892,990        | 11,892,990  | 1.00                      | 11,892,990.00           | 0.55%          |
|   | 1                    | preferred (series 6c)*** | 22,909,840        | 22,909,840  | = 1.00                    | 22,909,840.00           | 1.07%          |
| <b>TOTAL</b>                                      |                      | <b>2,126,347,522</b>     | <b>TOTAL</b>      | <b>TOTAL P</b>                                      | <b>2,126,347,522.00</b>   |                         | <b>99.20%</b>  |
| FOREIGN (INDICATE BY NATIONALITY)                 | NO. OF STOCK-HOLDERS | TYPE OF SHARES *         | NUMBER OF SHARES  | NUMBER OF SHARES IN THE HANDS OF THE PUBLIC **      | PAR/STATED VALUE          | AMOUNT (PhP)            | % OF OWNERSHIP |
| Non-Filipino                                      | 3                    | common***                | 16,116,285        | 16,116,285  | 1.00                      | 16,116,285.00           | 0.75%          |
|   | 1                    | preferred (series 2B)*** | 507,740           | 507,740   | 1.00                      | 507,740.00              | 0.02%          |
|   | 1                    | preferred (series 5)***  | 382,430           | 382,430   | 1.00                      | 382,430.00              | 0.02%          |
|   | 1                    | preferred (series 6a)*** | 56,190            | 56,190  | 1.00                      | 56,190.00               | 0.00%          |
|   | 1                    | preferred (series 6b)*** | 20,610            | 20,610  | 1.00                      | 20,610.00               | 0.00%          |
|   | 1                    | preferred (series 6c)*** | 123,840           | 123,840   | 1.00                      | 123,840.00              | 0.01%          |
| <b>Percentage of Foreign Equity:</b>              |                      | <b>TOTAL</b>             | <b>17,207,095</b> | <b>TOTAL</b>  | <b>TOTAL P</b>            | <b>17,207,095.00</b>    | <b>0.80%</b>   |
|   |                      |                          |                   |   | <b>TOTAL SUBSCRIBED P</b> | <b>2,143,554,617.00</b> | <b>100.00%</b> |
| PAID-UP CAPITAL                                   |                      |                          |                   |   |                           |                         |                |
| FILIPINO  | NO. OF STOCK-HOLDERS | TYPE OF SHARES *         | NUMBER OF SHARES  | NUMBER OF SHARES IN THE HANDS OF THE PUBLIC **      | PAR/STATED VALUE          | AMOUNT (PhP)            | % OF OWNERSHIP |
|   | 37                   | common***                | 1,997,293,432     | 1,284,367,928                                       | 1.00                      | 1,997,293,432.00        | 94.67%         |
|   | 4                    | preferred (series 2B)*** | 16,898,140        | 16,898,140  | 1.00                      | 16,898,140.00           | 0.80%          |
|   | 1                    | preferred (series 3)     | 11,250,000        | 0   | 1.00                      | 11,250,000.00           | 0.53%          |
|   | 2                    | preferred (series 5)***  | 14,617,570        | 14,617,570  | 1.00                      | 14,617,570.00           | 0.69%          |
|   | 1                    | preferred (series 6a)*** | 17,735,550        | 17,735,550  | 1.00                      | 17,735,550.00           | 0.84%          |
|   | 1                    | preferred (series 6b)*** | 11,892,990        | 11,892,990  | 1.00                      | 11,892,990.00           | 0.56%          |
|   | 1                    | preferred (series 6c)*** | 22,909,840        | 22,909,840  | 1.00                      | 22,909,840.00           | 1.09%          |
| <b>TOTAL</b>                                      |                      | <b>2,092,597,522</b>     | <b>TOTAL</b>      | <b>TOTAL P</b>                                      | <b>2,092,597,522.00</b>   |                         | <b>99.18%</b>  |
| FOREIGN (INDICATE BY NATIONALITY)                 | NO. OF STOCK-HOLDERS | TYPE OF SHARES *         | NUMBER OF SHARES  | NUMBER OF SHARES IN THE HANDS OF THE PUBLIC **      | PAR/STATED VALUE          | AMOUNT (PhP)            | % OF OWNERSHIP |
| Non-Filipino                                      | 3                    | common***                | 16,116,285        | 16,116,285  | 1.00                      | 16,116,285.00           | 0.76%          |
|   | 1                    | preferred (series 2B)*** | 507,740           | 507,740   | 1.00                      | 507,740.00              | 0.02%          |
|   | 1                    | preferred (series 5)***  | 382,430           | 382,430   | 1.00                      | 382,430.00              | 2.22%          |
|   | 1                    | preferred (series 6a)*** | 56,190            | 56,190  | 1.00                      | 56,190.00               | 0.00%          |
|   | 1                    | preferred (series 6b)*** | 20,610            | 20,610  | 1.00                      | 20,610.00               | 0.00%          |
|   | 1                    | preferred (series 6c)*** | 123,840           | 123,840   | 1.00                      | 123,840.00              | 0.01%          |
| <b>Percentage of Foreign Equity:</b>              |                      | <b>TOTAL</b>             | <b>17,207,095</b> | <b>TOTAL</b>  | <b>TOTAL P</b>            | <b>17,207,095.00</b>    | <b>0.82%</b>   |
|   |                      |                          |                   |   | <b>TOTAL PAID UP P</b>    | <b>2,109,804,617.00</b> | <b>100.00%</b> |

\*Common, Preferred or other classification

\*\*Other than Directors, Officers, Shareholders owning 10% of outstanding shares

\*\*\*as of 3 July 2025

**AMENDED GENERAL INFORMATION SHEET**

STOCK CORPORATION

PLEASE PRINT LEGIBLY

| CORPORATE NAME:  |             | MEGAWIDE CONSTRUCTION CORPORATION |       |        |              |  |                   |                           |
|--|-------------|-----------------------------------|-------|--------|--------------|--|-------------------|---------------------------|
| <b>DIRECTORS / OFFICERS</b>  |             |                                   |       |        |              |  |                   |                           |
| NAME/CURRENT RESIDENTIAL ADDRESS   | NATIONALITY | INC'R                             | BOARD | GENDER | STOCK HOLDER | OFFICER  | EXEC. COMM.       | TAX IDENTIFICATION NUMBER |
| 1. EDGAR B. SAAVEDRA<br>[REDACTED]   | Filipino    | Y                                 | C     | M      | Y            | Chairman of the Board/President/Chief Executive Officer                      |                   | [REDACTED]                |
| 2. MANUEL LOUIE B. FERRER<br>[REDACTED]  | Filipino    | N                                 | M     | M      | Y            | Vice-Chairman of the Board/Executive Director for Infrastructure Development | C/M<br>N/M        |                           |
| 3. OLIVER Y. TAN<br>[REDACTED]   | Filipino    | N                                 | M     | M      | Y            |  |                   |                           |
| 4. RAMON H. DIAZ<br>[REDACTED]   | Filipino    | N                                 | M     | M      | Y            |  | A/M               |                           |
| 5. CELSO P. VIVAS<br>[REDACTED]  | Filipino    | N                                 | I     | M      | Y            | Lead Independent Director  | A/C<br>C/M<br>N/M |                           |
| 6. ALFREDO E. PASCUAL<br>[REDACTED]  | Filipino    | N                                 | I     | M      | Y            |  | A/M<br>C/M<br>N/M |                           |
| 7. JEZ G. DELA CRUZ<br>[REDACTED]  | Filipino    | N                                 |       | M      | N            | Group Chief Finance Officer  |                   |                           |
| 8. CHRISTOPHER A. NADAYAG<br>[REDACTED]  | Filipino    | N                                 |       | M      | Y            | Treasurer  |                   |                           |
| 9. ZHEENA E. OCAMPO<br>[REDACTED]  | Filipino    | N                                 |       | F      | Y            | Acting Chief Audit Executive   |                   |                           |
| 10. MARTIN MIGUEL FLORES<br>[REDACTED]   | Filipino    | N                                 |       | M      | Y            | Chief Risk Officer   |                   |                           |
| 11. MARIA BELINDA MORALES<br>[REDACTED]  | Filipino    | N                                 |       | F      | Y            | Chief Human Resources Officer  |                   |                           |
| 12. ROLANDO S. BONDOY<br>[REDACTED]  | Filipino    | N                                 |       | M      | N            | Head of Investor Relations   |                   |                           |
| <b>INSTRUCTION:</b><br>FOR SEX COLUMN, PUT "F" FOR FEMALE, "M" FOR MALE.<br>FOR BOARD COLUMN, PUT "C" FOR CHAIRMAN, "M" FOR MEMBER, "I" FOR INDEPENDENT DIRECTOR.<br>FOR INC'R COLUMN, PUT "Y" IF AN INCORPORATOR, "N" IF NOT.<br>FOR STOCKHOLDER COLUMN, PUT "Y" IF A STOCKHOLDER, "N" IF NOT.<br>FOR OFFICER COLUMN, INDICATE PARTICULAR POSITION IF AN OFFICER, FROM VP UP INCLUDING THE POSITION OF THE TREASURER, SECRETARY, COMPLIANCE OFFICER AND/OR ASSOCIATED PERSON.<br>FOR EXECUTIVE COMMITTEE, INDICATE "C" IF MEMBER OF THE COMPENSATION COMMITTEE; "A" FOR AUDIT COMMITTEE; "N" FOR NOMINATION AND ELECTION COMMITTEE. ADDITIONALLY WRITE "C" AFTER SLASH IF CHAIRMAN AND "M" IF MEMBER. |             |                                   |       |        |              |  |                   |                           |




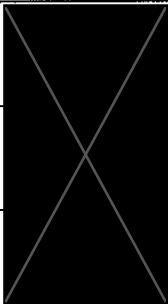



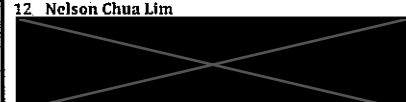
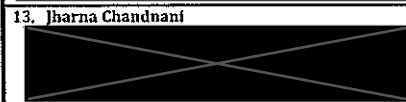



**AMENDED GENERAL INFORMATION SHEET**  
STOCK CORPORATION

===== PLEASE PRINT LEGIBLY =====

| <b>CORPORATE NAME:</b>   |                           | MEGAWIDE CONSTRUCTION CORPORATION                        |                           |                |                   |                           |
|--|---------------------------|--|---------------------------|----------------|-------------------|---------------------------|
| <b>TOTAL NUMBER OF STOCKHOLDERS:</b>   | common: 40; preferred: 10 | <b>NO. OF STOCKHOLDERS WITH 100 OR MORE SHARES EACH:</b> | common: 33; preferred: 10 |                |                   |                           |
| <b>TOTAL ASSETS BASED ON LATEST AUDITED FINANCIAL STATEMENTS:</b>  |                           | PhP63,336,756,031  |                           |                |                   |                           |
| STOCKHOLDER'S INFORMATION*   |                           |  |                           |                |                   |                           |
| NAME, NATIONALITY AND CURRENT RESIDENTIAL ADDRESS  | SHARES SUBSCRIBED         |  |                           | % OF OWNERSHIP | AMOUNT PAID (PhP) | TAX IDENTIFICATION NUMBER |
|  | TYPE                      | NUMBER   | AMOUNT (PhP)              |                |                   |                           |
| 1. PCD Nominee Corporation<br>   | common                    | 1,236,763,941  | 1,236,763,941.00          | 61.62%         | 1,320,758,031.00  | 004-774-849               |
|  | preferred (series 2B)     | 16,848,140   | 16,848,140.00             |                |                   |                           |
|  | preferred (series 5)      | 14,607,570   | 14,607,570.00             |                |                   |                           |
|  | preferred (series 6A)     | 17,735,550   | 17,735,550.00             |                |                   |                           |
|  | preferred (series 6B)     | 11,892,990   | 11,892,990.00             |                |                   |                           |
|  | preferred (series 6C)     | 22,909,840   | 22,909,840.00             |                |                   |                           |
|  | <b>TOTAL</b>              | <b>1,320,758,031</b>                                     | <b>1,320,758,031.00</b>   |                |                   |                           |
| 2. Citicore Holdings Investment Inc.<br>   | common                    | 712,925,501  | 712,925,501.00            | 35.36%         | 724,175,501.00    | 008-179-427               |
|  | preferred (series 3)      | 45,000,000   | 45,000,000.00             |                |                   |                           |
|  | <b>TOTAL</b>              | <b>757,925,501</b>                                       | <b>757,925,501.00</b>     |                |                   |                           |
| 3. PCD Nominee Corporation<br>   | common                    | 15,933,486   | 15,933,486.00             | 0.79%          | 17,024,296.00     | 004-774-849               |
|  | preferred (series 2B)     | 507,740  | 507,740.00                |                |                   |                           |
|  | preferred (series 5)      | 382,430  | 382,430.00                |                |                   |                           |
|  | preferred (series 6A)     | 56,190   | 56,190.00                 |                |                   |                           |
|  | preferred (series 6B)     | 20,610   | 20,610.00                 |                |                   |                           |
|  | preferred (series 6C)     | 123,840  | 123,840.00                |                |                   |                           |
|  | <b>TOTAL</b>              | <b>17,024,296</b>  | <b>17,024,296.00</b>      |                |                   |                           |
| 4. Suyen Corporation<br>   | common                    | 22,900,000   | 22,900,000.00             | 1.07%          | 22,900,000.00     | 844-245-000               |
|  | <b>TOTAL</b>              | <b>22,900,000</b>  | <b>22,900,000.00</b>      |                |                   |                           |
| 5. Aeternum Holdings, Inc.<br>   | common                    | 21,389,904   | 21,389,904.00             | 1.00%          | 21,389,904.00     | 009-056-355               |
|  | <b>TOTAL</b>              | <b>21,389,904</b>  | <b>21,389,904.00</b>      |                |                   |                           |
| 6. Elife Chan<br>  | common                    | 1,666,901  | 1,666,901.00              | 0.08%          | 1,666,901.00      |                           |
|  | <b>TOTAL</b>              | <b>1,666,901</b>   | <b>1,666,901.00</b>       |                |                   |                           |
| 7. Carousel Holdings, Inc.<br>   | common                    | 1,000,000  | 1,000,000.00              | 0.05%          | 1,000,000.00      | 219-734-380               |
|  | <b>TOTAL</b>              | <b>1,000,000</b>   | <b>1,000,000.00</b>       |                |                   |                           |
| <b>TOTAL AMOUNT OF SUBSCRIBED CAPITAL</b>  |                           |  | (see page 8)              | (see page 8)   |                   |                           |
| <b>TOTAL AMOUNT OF PAID-UP CAPITAL</b>   |                           |  |                           |                |                   | (see page 8)              |
| INSTRUCTION: SPECIFY THE TOP 20 STOCKHOLDERS AND INDICATE THE REST AS OTHERS   |                           |  |                           |                |                   |                           |
| Note: For PDTC Nominee Included in the list, please indicate further the beneficial owners owning more than 5% of any class of the company's voting securities. Attach separate sheet, if necessary. |                           |  |                           |                |                   |                           |
| *As of 3 July 2025   |                           |  |                           |                |                   |                           |

**AMENDED GENERAL INFORMATION SHEET**  
STOCK CORPORATION

===== PLEASE PRINT LEGIBLY =====

| <b>CORPORATE NAME:</b>   |                       | <b>MEGAWIDE CONSTRUCTION CORPORATION</b> |                   |  |                   |  |
|--|-----------------------|--|-------------------|--|-------------------|--|
| <b>TOTAL NUMBER OF STOCKHOLDERS:</b>   |                       | common: 40; preferred: 10                |                   | <b>NO. OF STOCKHOLDERS WITH 100 OR MORE SHARES EACH:</b> |                   | common: 33; preferred: 10  |
| <b>TOTAL ASSETS BASED ON LATEST AUDITED FINANCIAL STATEMENTS:</b>  |                       | PhP63,336,756,031                        |                   |  |                   |  |
| STOCKHOLDER'S INFORMATION*   |                       |  |                   |  |                   |  |
| NAME, NATIONALITY AND CURRENT RESIDENTIAL ADDRESS  | SHARES SUBSCRIBED     |  |                   |  | AMOUNT PAID (PhP) | TAX IDENTIFICATION NUMBER  |
|  | TYPE                  | NUMBER                                   | AMOUNT (PhP)      | % OF OWNERSHIP   |                   |  |
| 8 Marmon Holdings, Inc.<br>   | common                | 300,000                                  | 300,000.00        | 0.01%  | 300,000.00        |  |
|  |                       |  |                   |  |                   |  |
| <b>TOTAL</b>   |                       | <b>300,000</b>                           | <b>300,000.00</b> |  |                   |  |
| 9 John I. Bautista, Jr.<br>   | common                | 159,799                                  | 159,799.00        | 0.01%  | 159,799.00        |  |
|  |                       |  |                   |  |                   |  |
| <b>TOTAL</b>   |                       | <b>159,799</b>                           | <b>159,799.00</b> |  |                   |  |
| 10. Ayush Singhvi<br>  | common                | 147,400                                  | 147,400.00        | 0.01%  | 147,400.00        |  |
|  |                       |  |                   |  |                   |  |
| <b>TOTAL</b>   |                       | <b>147,400</b>                           | <b>147,400.00</b> |  |                   |  |
| 11. Regina Capital Dev. Corp. 000351<br>  | common                | 34,754                                   | 34,754.00         | 0.00%  | 34,754.00         |  |
|  |                       |  |                   |  |                   |  |
| <b>TOTAL</b>   |                       | <b>34,754</b>                            | <b>34,754.00</b>  |  |                   |  |
| 12 Nelson Chua Lim<br>  | preferred (series 2B) | 30,000                                   | 30,000.00         | 0.00%  | 30,000.00         |  |
|  |                       |  |                   |  |                   |  |
| <b>TOTAL</b>   |                       | <b>30,000</b>                            | <b>30,000.00</b>  |  |                   |  |
| 13. Jharna Chandnani<br>  | common                | 23,000                                   | 23,000.00         | 0.00%  | 23,000.00         |  |
|  |                       |  |                   |  |                   |  |
| <b>TOTAL</b>   |                       | <b>23,000</b>                            | <b>23,000.00</b>  |  |                   |  |
| 14. Pacifico Silla &/or Marie Paz Silla &/or Nathaniel Silla<br>  | common                | 20,000                                   | 20,000.00         | 0.00%  | 20,000.00         |  |
|  |                       |  |                   |  |                   |  |
| <b>TOTAL</b>   |                       | <b>20,000</b>                            | <b>20,000.00</b>  |  |                   |  |
| 15. Jose Emmanuel B. Salcedo<br>  | common                | 16,177                                   | 16,177.00         | 0.00%  | 16,177.00         |  |
|  |                       |  |                   |  |                   |  |
| <b>TOTAL</b>   |                       | <b>16,177</b>                            | <b>16,177.00</b>  |  |                   |  |
| 16. Juan Miguel B. Salcedo<br>  | common                | 16,177                                   | 16,177.00         | 0.00%  | 16,177.00         |  |
|  |                       |  |                   |  |                   |  |
| <b>TOTAL</b>   |                       | <b>16,177</b>                            | <b>16,177.00</b>  |  |                   |  |
| <b>TOTAL AMOUNT OF SUBSCRIBED CAPITAL</b>  |                       |  | (see page 8)      |  | (see page 8)      |  |
| <b>TOTAL AMOUNT OF PAID-UP CAPITAL</b>   |                       |  |                   |  |                   |  |
| INSTRUCTION: SPECIFY THE TOP 20 STOCKHOLDERS AND INDICATE THE REST AS OTHERS   |                       |  |                   |  |                   |  |
| Note: For PDTC Nominee included in the list, please indicate further the beneficial owners owning more than 5% of any class of the company's voting securities. Attach separate sheet, if necessary. |                       |  |                   |  |                   |  |
| *As of 3 July 2025   |                       |  |                   |  |                   |  |

**AMENDED GENERAL INFORMATION SHEET**  
STOCK CORPORATION

===== PLEASE PRINT LEGIBLY =====

| CORPORATE NAME:  |                       | MEGAWIDE CONSTRUCTION CORPORATION |                  |   |                         |                           |
|--|-----------------------|-----------------------------------|------------------|---|-------------------------|---------------------------|
| TOTAL NUMBER OF STOCKHOLDERS:  |                       | common: 40; preferred: 10         |                  | NO. OF STOCKHOLDERS WITH 100 OR MORE SHARES EACH: |                         | common: 33; preferred: 10 |
| TOTAL ASSETS BASED ON LATEST AUDITED FS:   |                       | PhP63,336,756,031                 |                  |   |                         |                           |
| STOCKHOLDER'S INFORMATION*   |                       |                                   |                  |   |                         |                           |
| NAME, NATIONALITY AND CURRENT RESIDENTIAL ADDRESS  | SHARES SUBSCRIBED     |                                   |                  |   | AMOUNT PAID (PHP)       | TAX IDENTIFICATION NUMBER |
|  | TYPE                  | NUMBER                            | AMOUNT (PHP)     | % OF OWNER-SHIP                                   |                         |                           |
| 15. NSIS Realty & Development Corporation  | common                | 16,000                            | 16,000.00        | 0.00%   | 16,000.00               |                           |
|  |                       |                                   |                  |   |                         |                           |
| <b>TOTAL</b>   |                       | <b>16,000</b>                     | <b>16,000.00</b> |   |                         |                           |
| 16. Grace Q. Bay   | common                | 15,243                            | 15,243.00        | 0.00%   | 15,243.00               |                           |
|  |                       |                                   |                  |   |                         |                           |
| <b>TOTAL</b>   |                       | <b>15,243</b>                     | <b>15,243.00</b> |   |                         |                           |
| 17. Perfecto Nolasco   | common                | 15,000                            | 15,000.00        | 0.00%   | 15,000.00               |                           |
|  |                       |                                   |                  |   |                         |                           |
| <b>TOTAL</b>   |                       | <b>15,000</b>                     | <b>15,000.00</b> |   |                         |                           |
| 18. Camille Patricia Dominique T. Ang  | common                | 14,547                            | 14,547.00        | 0.00%   | 14,547.00               |                           |
|  |                       |                                   |                  |   |                         |                           |
| <b>TOTAL</b>   |                       | <b>14,547</b>                     | <b>14,547.00</b> |   |                         |                           |
| 19. Virginia M. Rafael   | preferred (series 5)  | 10,000                            | 10,000.00        | 0.00%   | 10,000.00               |                           |
|  |                       |                                   |                  |   |                         |                           |
| <b>TOTAL</b>   |                       | <b>10,000</b>                     | <b>10,000.00</b> |   |                         |                           |
| 20. Antonio Tan Chua   | preferred (series 2B) | 10,000                            | 10,000.00        | 0.00%   | 10,000.00               |                           |
|  |                       |                                   |                  |   |                         |                           |
| <b>TOTAL</b>   |                       | <b>10,000</b>                     | <b>10,000.00</b> |   |                         |                           |
| 21. Others   | common                | 51,887                            | 51,887.00        | 0.00%   | 61,887.00               |                           |
|  | preferred (series 2B) | 10,000                            | 10,000.00        |   |                         |                           |
|  | <b>TOTAL</b>          | <b>61,887</b>                     | <b>61,887</b>    |   |                         |                           |
| <b>TOTAL AMOUNT OF SUBSCRIBED CAPITAL</b>  |                       |                                   |                  |   | <b>2,143,554,617.00</b> |                           |
| <b>TOTAL AMOUNT OF PAID-UP CAPITAL</b>   |                       |                                   |                  |   | <b>2,109,804,617.00</b> |                           |
| INSTRUCTION: SPECIFY THE TOP 20 STOCKHOLDERS AND INDICATE THE REST AS OTHERS   |                       |                                   |                  |   |                         |                           |
| Note: For PDTC Nominee included in the list, please indicate further the beneficial owners owning more than 5% of any class of the company's voting securities. Attach separate sheet, if necessary. |                       |                                   |                  |   |                         |                           |
| *As of 3 July 2025   |                       |                                   |                  |   |                         |                           |

**AMENDED GENERAL INFORMATION SHEET**

STOCK CORPORATION

PLEASE PRINT LEGIBLY

| CORPORATE NAME: MEGAWIDE CONSTRUCTION CORPORATION  |  |   |   |
|--|--|---|---|
| <b>1. INVESTMENT OF CORPORATE FUNDS IN ANOTHER CORPORATION</b>                                       |  | <b>AMOUNT (PhP)</b>                           | <b>DATE OF BOARD RESOLUTION</b>               |
| 1.1 STOCKS   |  | N.A.  | N.A.  |
| 1.2 BONDS/COMMERCIAL PAPER (Issued by Private)   |  | N.A.  | N.A.  |
| 1.3 LOANS/ CREDITS/ ADVANCES   |  | N.A.  | N.A.  |
| 1.4 GOVERNMENT TREASURY BILLS  |  | N.A.  | N.A.  |
| 1.5 OTHERS   |  | N.A.  | N.A.  |
| <b>2. INVESTMENT OF CORPORATE FUNDS IN ACTIVITIES UNDER ITS SECONDARY PURPOSES (PLEASE SPECIFY:)</b> |  | <b>DATE OF BOARD RESOLUTION</b>               | <b>DATE OF STOCKHOLDERS RATIFICATION</b>      |
| N.A.   |  | N.A.  | N.A.  |
| <b>3. TREASURY SHARES</b>  |  | <b>NO. OF SHARES</b>                          | <b>% AS TO THE TOTAL NO. OF SHARES ISSUED</b> |
|  |  | Common - 386,016,410                          | 21.60%  |
|  |  | Preferred - 106,220,130                       |   |
| <b>4. UNRESTRICTED/UNAPPROPRIATED RETAINED EARNINGS AS OF END OF LAST FISCAL YEAR</b>                |  |   |   |
| <b>5. DIVIDENDS DECLARED DURING THE IMMEDIATELY PRECEDING YEAR:*</b>                                 |  |   |   |
| <b>TYPE OF DIVIDEND</b>  |  | <b>AMOUNT (PhP)</b>                           | <b>DATE DECLARED</b>                          |
| 5.1 CASH   |  |   |   |
| Preferred (MWP2B)  |  | 25,020,953.00                                 | July 22, 2024                                 |
| Preferred (MWP5)   |  | 29,640,750.00                                 | September 16, 2024                            |
| Preferred (MWP4)   |  | 53,000,000.00                                 | September 27, 2024                            |
| Preferred (MWP2B)  |  | 25,020,953.00                                 | October 25, 2024                              |
| Preferred (MWP5)   |  | 29,640,750.00                                 | December 10, 2024                             |
| Preferred (MWP4)   |  | 53,000,000.00                                 | January 03, 2025                              |
| Preferred (MWP2B)  |  | 25,020,953.00                                 | January 22, 2025                              |
| Preferred (MWP5)   |  | 29,640,750.00                                 | March 12, 2025                                |
| Preferred (MWP4)   |  | 53,000,000.00                                 | March 24, 2025                                |
| Preferred (MWP2B)  |  | 25,020,953.00                                 | April 22, 2025                                |
| Preferred (MWP6A)  |  | 33,930,182.5605                               | June 10, 2025                                 |
| Preferred (MWP6B)  |  | 23,709,851.04                                 | June 10, 2025                                 |
| Preferred (MWP6C)  |  | 47,790,855.106                                | June 10, 2025                                 |
| Preferred (MWP5)   |  | 29,640,750.00                                 | June 13, 2025                                 |
| Preferred (MWP2B)  |  | 25,020,953.00                                 | July 22, 2025                                 |
| <b>TOTAL</b>   |  | <b>508,098,653.71</b>                         |   |
| <b>6. ADDITIONAL SHARES ISSUED DURING THE PERIOD:</b>  |  |   |   |
| <b>DATE</b>  | <b>NO. OF SHARES</b>                     | <b>AMOUNT</b>                                 |   |
|  |  |   |   |
| <b>SECONDARY LICENSE/REGISTRATION WITH SEC AND OTHER GOV'T AGENCY:</b>                               |  |   |   |
| <b>NAME OF AGENCY:</b>   | <b>SEC</b>                               | <b>B S P</b>                                  | <b>I C</b>                                    |
| <b>TYPE OF LICENSE/REGN.</b>   | Certificate to Offer Securities for Sale | N.A.  | N.A.  |
| <b>DATE ISSUED:</b>  | February 4, 2011                         | N.A.  | N.A.  |
| <b>DATE STARTED OPERATIONS:</b>  | July 28, 2004                            | N.A.  | N.A.  |
| <b>TOTAL ANNUAL COMPENSATION OF DIRECTORS DURING THE PRECEDING FISCAL YEAR (In PhP)</b>              | <b>TOTAL NO. OF OFFICERS</b>             | <b>TOTAL NO. OF RANK &amp; FILE EMPLOYEES</b> | <b>TOTAL MANPOWER COMPLEMENT</b>              |
| PhP78,500,000.00   | 11                                       | 3,350   | 3,919   |
| *As of 31 July 2025  |  |   |   |
| NOTE: USE ADDITIONAL SHEET IF NECESSARY  |  |   |   |

I, MELISSA ESTER E. CHAVEZ-DEE, *Corporate Secretary* of **MEGAWIDE CONSTRUCTION CORPORATION**, declare under penalty of perjury that all matters set forth in this Amended GIS have been made in good faith, duly verified by me, and to the best of my knowledge and belief are true and correct.

I hereby attest that all the information in this Amended GIS are being submitted in compliance with the rules and regulations of the Securities and Exchange Commission (SEC) the collection, processing, storage and sharing of said information being necessary to carry out the functions of public authority for the performance of the constitutionally and statutorily mandated functions of the SEC as a regulatory agency.

I further attest that I have been authorized by the Board of Directors to file this Amended GIS with the SEC.

I understand that the Commission may place the corporation under delinquent status for failure to submit the reportorial requirements three (3) times, consecutively or intermittently, within a period of five (5) years (*Section 177, RA No. 11232*).

Done this 11th day of August 2025 in Pasig City, Philippines.



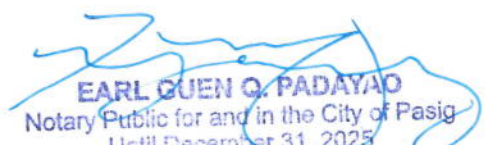
MELISSA ESTER E. CHAVEZ-DEE  
*Corporate Secretary*

SUBSCRIBED AND SWORN TO before me in Pasig City on AUG 11 2025 by affiant who personally appeared before me and exhibited to me her competent evidence of identity consisting of her Passport No. P8374008B valid until 2 December 2031.

Doc. No.: 13 :  
Page No.: 4 :  
Book No.: 11 :  
Series of 2025.

NOTARY PUBLIC



  
EARL GUEN Q. PADAYAO  
Notary Public for and in the City of Pasig  
Until December 31, 2025  
Appointment No. 183 (2024-2025)  
PTR No. 3021319; 01/06/2025; Pasig City  
IBP No. 493236; 01/02/2025; Rizal  
Roll No. 90833  
Unit 8, 25th Floor, Exquadra Tower  
Exchange Road corner Jade Drive  
Ortigas Center, Pasig City 1605 Philippines

**BENEFICIAL OWNERSHIP DECLARATION**  
FOR THE YEAR: 2025

SEC REGISTRATION NUMBER: CS200411461  
CORPORATE NAME: MEGAWIDE CONSTRUCTION CORPORATION

- Instructions:**
1. Identify the Beneficial Owner/s of the corporation as described in the Categories of Beneficial Ownership in items A to I below. List down as many as you can identify. You may use an additional sheet if necessary.
  2. Fill in the required information on the beneficial owner in the fields provided for.
  3. In the "Category of Beneficial Ownership" column, indicate the letter(s) corresponding thereto. In the event that the person identified as beneficial owner falls under several categories, indicate all the letters corresponding to such categories.
  4. If the category is under letter "I", indicate the position held (i.e., Director/Trustee, President, Chief Executive Officer, Chief Operating Officer, Chief Financial Officer, etc.).
  5. Do not leave any item blank. Write "N/A" if the information required is not applicable or "NONE" if non-existent.

"Beneficial Owner" refers to any natural person(s) who ultimately own(s) or control(s) or exercise(s) ultimate effective control over the corporation. This definition covers the natural person(s) who actually own or control the corporation as distinguished from the legal owners. Such beneficial ownership may be determined on the basis of the following:

- | <u>Category</u> | <u>Description</u>  |
|-----------------|---|
| A               | Natural person(s) owning, directly or indirectly or through a chain of ownership, at least twenty-five percent (25%) of the voting rights, voting shares or capital of the reporting corporation.   |
| B               | Natural person(s) who exercise control over the reporting corporation, alone or together with others, through any contract, understanding, relationship, intermediary or tiered entity.   |
| C               | Natural person(s) having the ability to elect a majority of the board of directors/trustees, or any similar body, of the corporation.   |
| D               | Natural person(s) having the ability to exert a dominant influence over the management or policies of the corporation.  |
| E               | Natural person(s) whose directions, instructions, or wishes in conducting the affairs of the corporation are carried out by majority of the members of the board of directors of such corporation who are accustomed or under an obligation to act in accordance with such person's directions, instructions or wishes.   |
| F               | Natural person(s) acting as stewards of the properties of corporations, where such properties are under the care or administration of said natural person(s).   |
| G               | Natural person(s) who actually own or control the reporting corporation through nominee shareholders or nominee directors acting for or on behalf of such natural persons.  |
| H               | Natural person(s) ultimately owning or controlling or exercising ultimate effective control over the corporation through other means not falling under any of the foregoing categories.   |
| I               | Natural person(s) exercising control through positions held within a corporation (i.e., responsible for strategic decisions that fundamentally affect the business practices or general direction of the corporation such as the members of the board of directors or trustees or similar body within the corporation; or exercising executive control over the daily or regular affairs of the corporation through a senior management position). This category is only applicable in exceptional cases where no natural person is identifiable who ultimately owns or exerts control over the corporation, the reporting corporation having exhausted all reasonable means of identification and provided there are no grounds for suspicion. |

| COMPLETE NAME<br>(Surname, Given Name,<br>Middle Name, Name<br>Extension (i.e., Jr., Sr.,<br>III) | SPECIFIC<br>RESIDENTIAL<br>ADDRESS | NATIONALITY | DATE OF<br>BIRTH | TAX<br>IDENTIFICATIO<br>N NO. | % OF<br>OWNERSHIP <sup>1</sup> /<br>% OF VOTING<br>RIGHTS <sup>2</sup> | TYPE OF<br>BENEFICIAL<br>OWNER <sup>3</sup><br><br>Direct (D) or<br>Indirect (I) | CATEGORY<br>OF<br>BENEFICIAL<br>OWNERSHIP |
|---|------------------------------------|-------------|------------------|-------------------------------|--|--|---|
| Edgar B. Saavedra   |                                    |             |                  |                               | 46.61%   | I  | A   |
|   |                                    |             |                  |                               |  |  |   |
|   |                                    |             |                  |                               |  |  |   |

*Note: This page is not for uploading on the SEC IView.*

<sup>1</sup> For Stock Corporations.

<sup>2</sup> For Non-Stock Corporations.

<sup>3</sup> For Stock Corporations.