

Unreviewed Operating and Financial Results 9M2022

15 November 2022

Contact us

investorrelations@megawide.com.ph
www.megawide.com.ph

Follow us

fb.com/MegawideConstructionCorp
twitter.com/MegawideBuilds

DISCLAIMER

This presentation was prepared solely and exclusively for discussion purposes. This presentation and/or any part thereof may not be reproduced, disclosed or used without the prior written consent of Megawide Construction Corporation (the “Company”).

This presentation, as well as discussions arising therefrom, may contain statements relating to future expectations and/or projections of the Company by its management team, with respect to the Company and its portfolio companies. These statements are generally identified by forward-looking words such as “believe”, “plan”, “anticipate”, “continue”, “estimate”, “expect”, “may”, “will”, or other similar words. These statements are: (i) presented on the basis of current assumptions which the company’s management team believes to be reasonable and presumed correct based on available data at the time these were made, (ii) based on assumptions regarding the Company’s present and future business strategies, and the environment in which it will operate in the future, (iii) a reflection of our current views with respect to future events and not a guarantee of future performance, and (iv) subject to certain factors which may cause some or all of the assumptions not to occur or cause actual results to diverge significantly from those projected. Any and all forward looking statements made by the Company or any persons acting on its behalf are deemed qualified in their entirety by these cautionary statements.

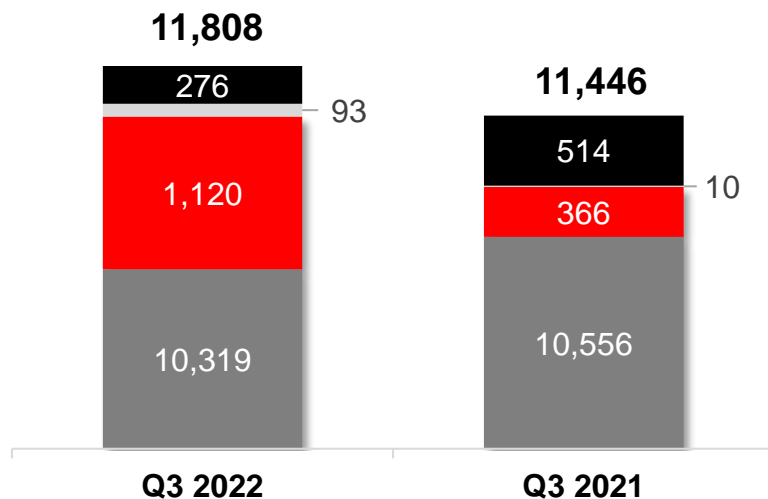
This presentation is solely for informational purposes and should in no way be construed as a solicitation or an offer to buy or sell securities or related financial instruments of the Company and/or any of its subsidiaries and/or affiliates.

OPERATING RESULTS – CONSOLIDATED INCOME STATEMENT

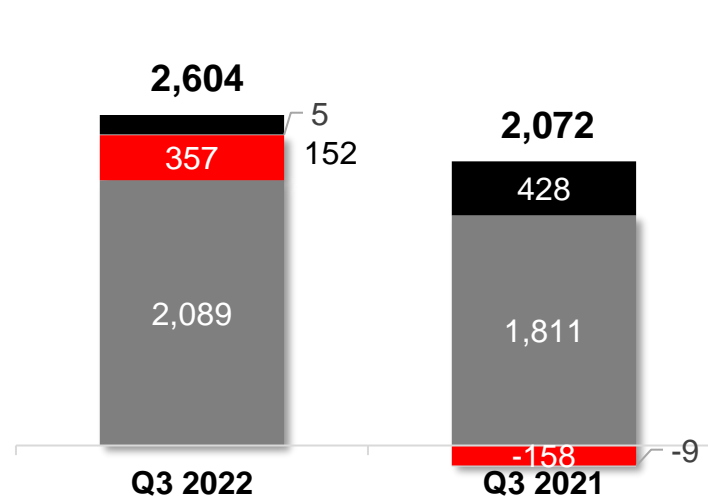
In PhP M	9M2022	9M2021	%
Revenues	11,808.10	11,446.38	3%
Contract revenues	10,318.70	10,556.04	-2%
Airport operations revenues	1,120.01	366.25	206%
Trading operations revenues	93.13	10.28	806%
Terminal operations revenue	276.26	513.82	-46%
Direct costs	9,726.70	9,464.17	3%
Contract cost	8,824.62	8,948.29	-1%
Cost of airport operations	590.77	277.77	113%
Cost of trading operations	55.94	7.85	613%
Costs of terminal operations	255.38	230.26	11%
Gross profit	2,081.40	1,982.21	5%
Other operating expenses	1,123.71	1,067.01	5%
Operating Profit	957.69	915.20	5%
Net Other Income / (Charges)	(1,829.05)	(1,172.98)	56%
Profit / (Loss) before tax	(871.36)	(257.78)	238%
Tax Expense	99.06	251.84	-61%
Income / (Loss) before Non Controlling Interest	(970.42)	(509.63)	90%
Net Income / (Loss) Attributable to Parent	(445.25)	(80.80)	451%
Non-Controlling Interest	(525.17)	(428.82)	22%

SEGMENT BREAKDOWN

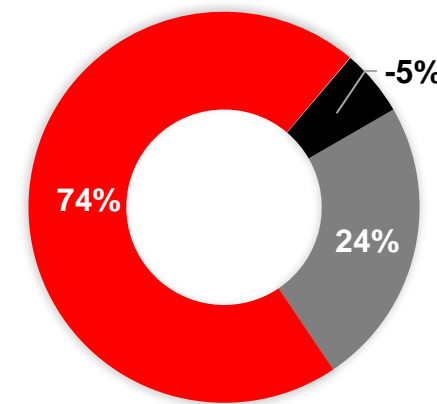
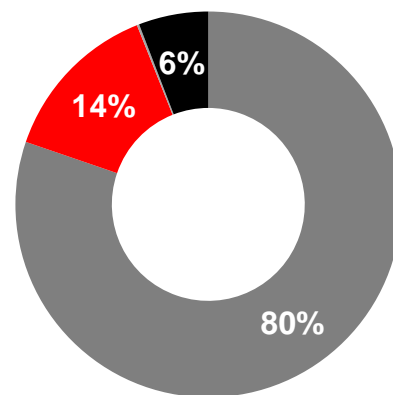
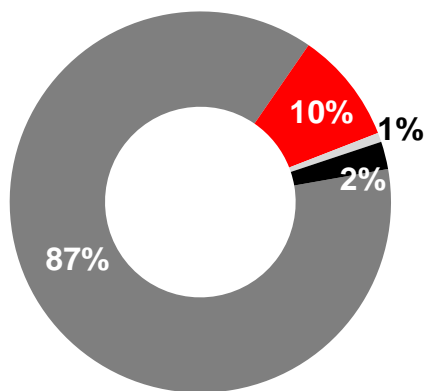
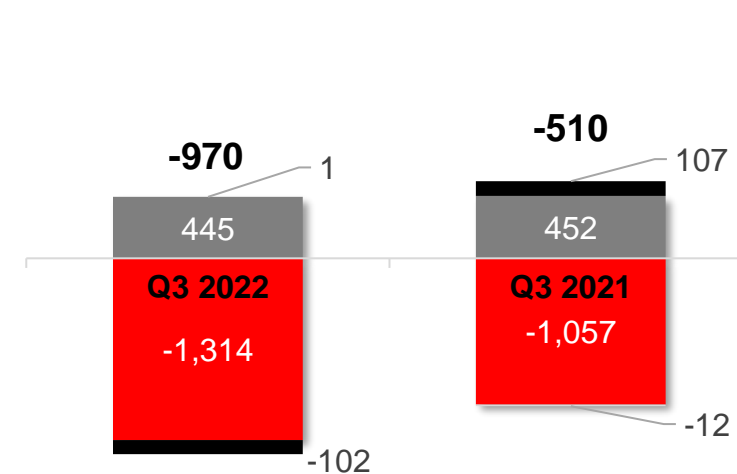
REVENUE (Pmn)



EBITDA (Pmn)



NET INCOME / (LOSS) (Pmn)

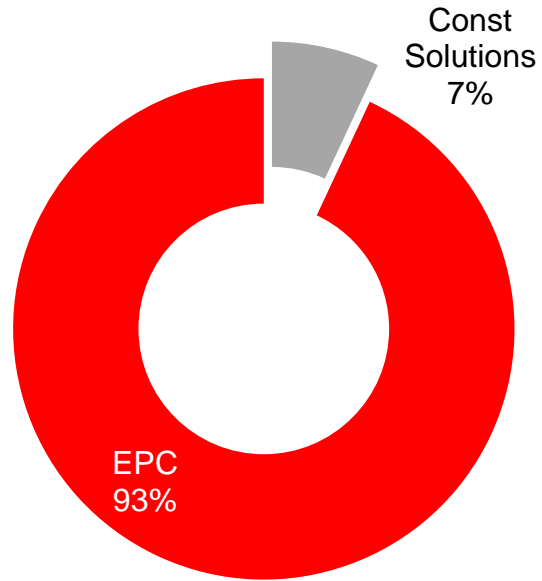


■ Construction ■ Airport ■ Merchandising ■ Landport

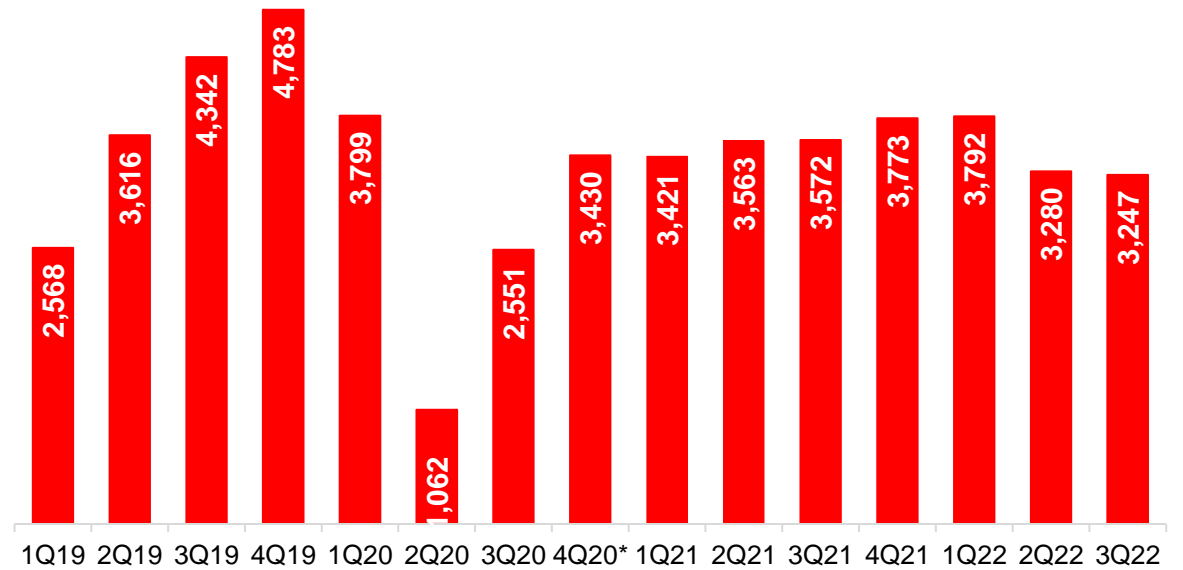
MARGIN PERFORMANCE

	9M2022	9M2021
Gross Profit (Loss) Margin	18%	17%
<i>Construction</i>	14%	15%
<i>Airport Operations</i>	47%	24%
<i>Airport Merchandising</i>	40%	24%
<i>Terminal Operations</i>	8%	55%
EBITDA Margin	22%	18%
<i>Construction</i>	20%	17%
<i>Airport Operations</i>	32%	-43%
<i>Airport Merchandising</i>	6%	-84%
<i>Terminal Operations</i>	55%	83%
Net Income (Loss) Margin	-8%	-4%
<i>Construction</i>	4%	4%
<i>Airport Operations</i>	-117%	-289%
<i>Airport Merchandising</i>	1%	-118%
<i>Terminal Operations</i>	-37%	21%

9M2022 BREAKDOWN

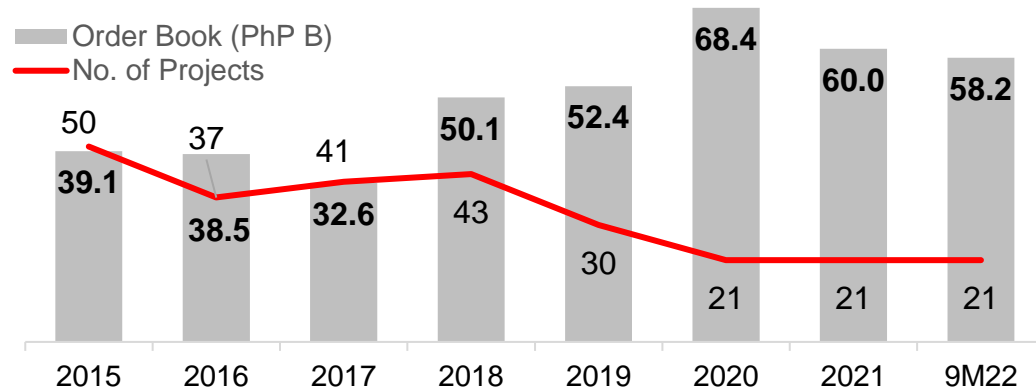


QUARTERLY PERFORMANCE (PhP M)

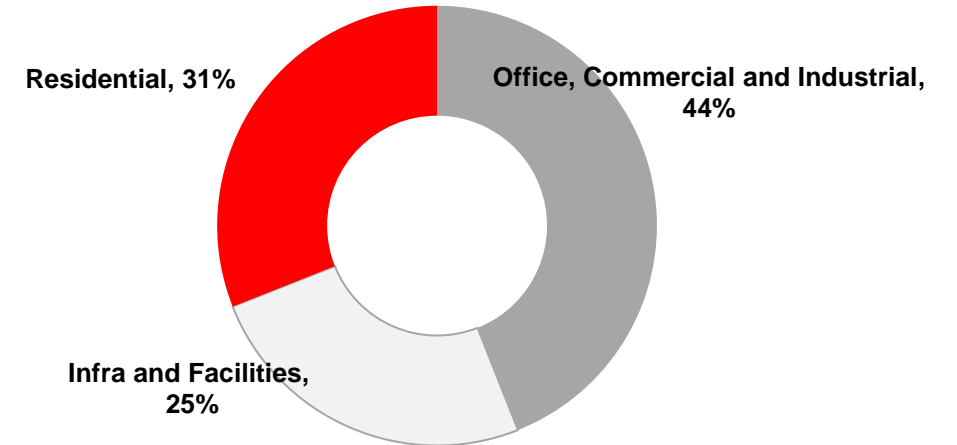


HEALTHY AND MORE BALANCED ORDER BOOK

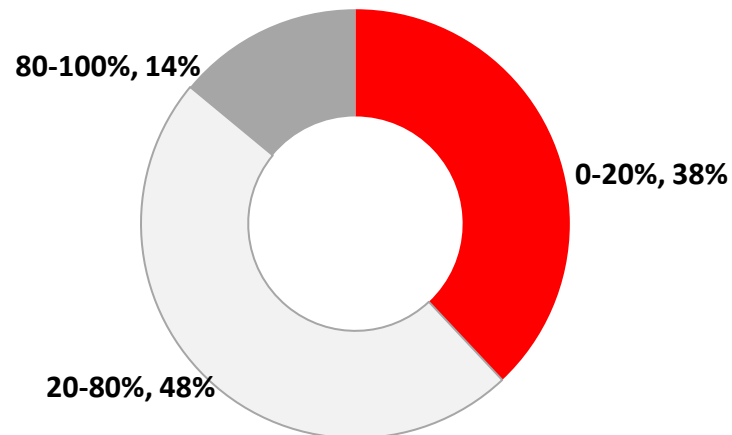
ORDER BACKLOG



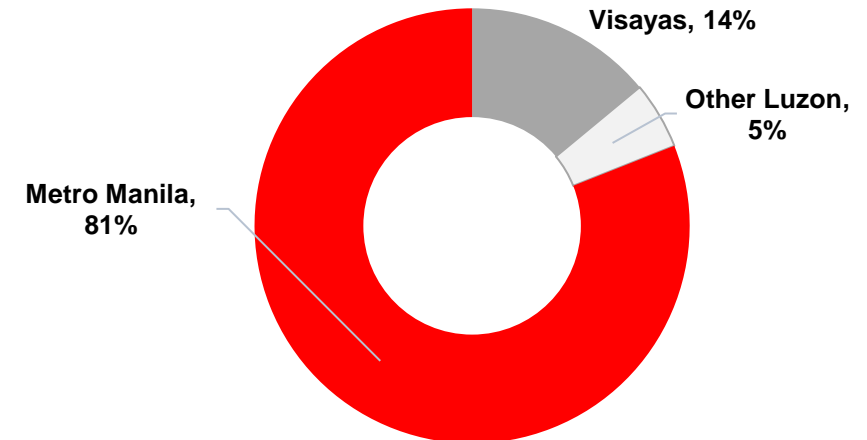
SEGMENT



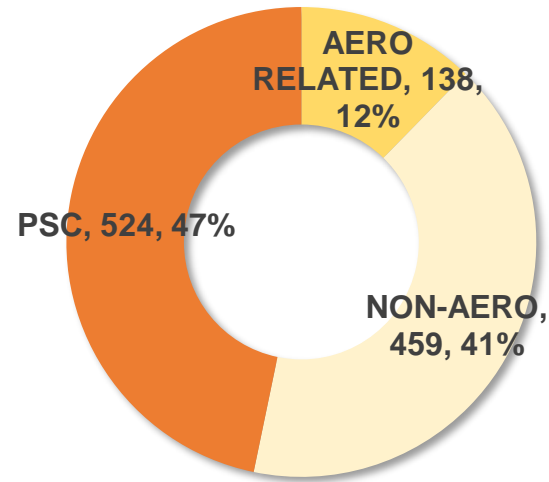
% COMPLETION



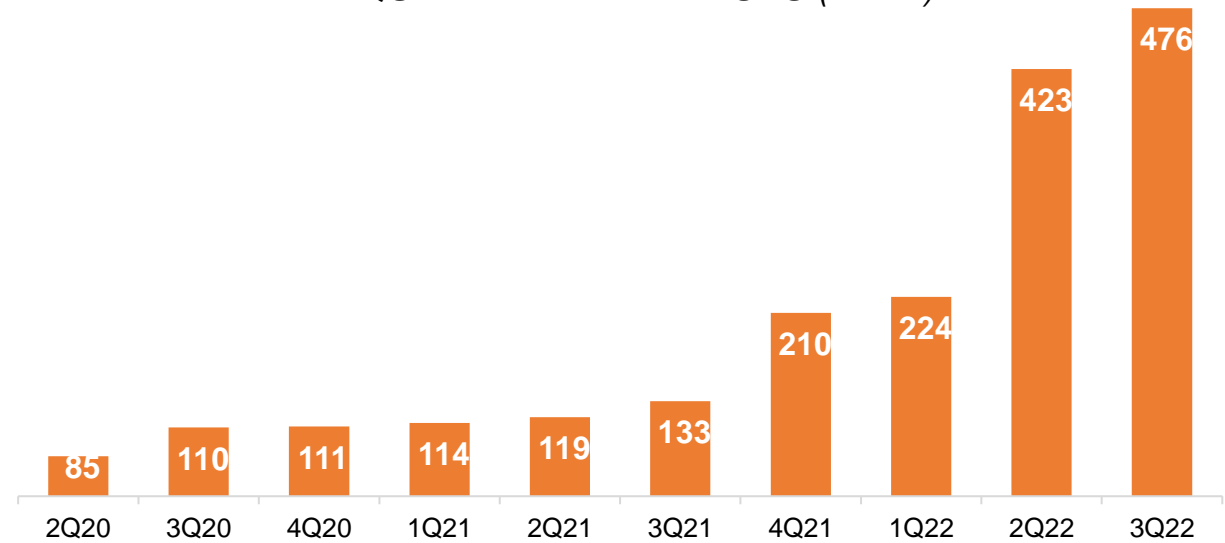
AREA



9M2022 BREAKDOWN

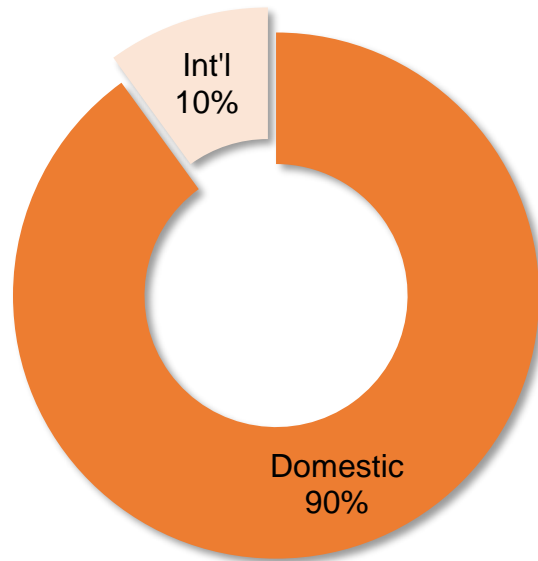


QUARTERLY REVENUES (PhP M)



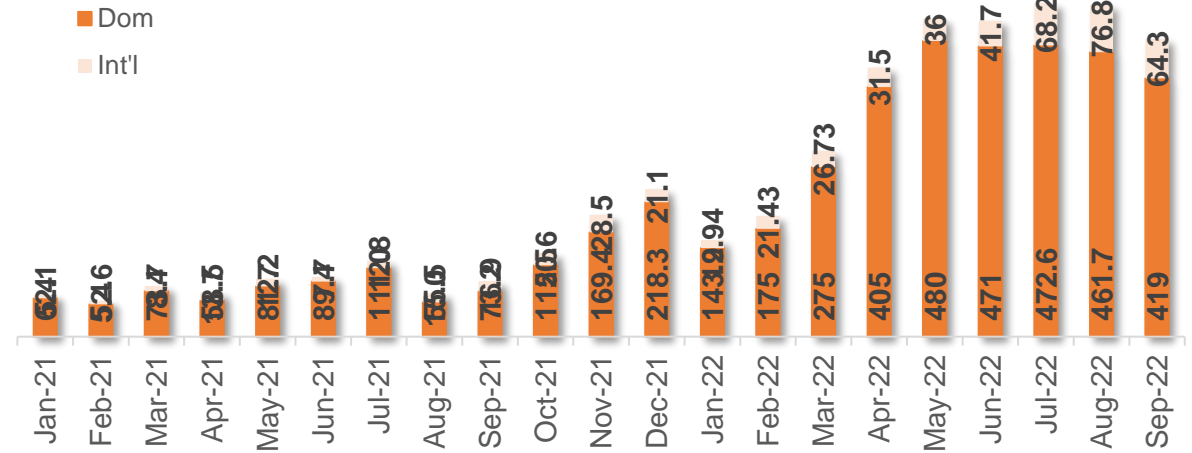
PASSENGER TRAFFIC UPTREND

BREAKDOWN



PASSENGER MONTHLY

(in '000)

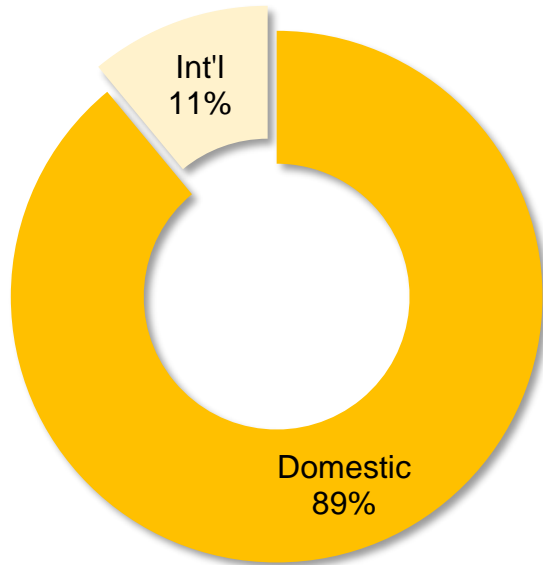


PASSENGER VOLUME ('000)

	<u>9M2022</u>	<u>9M2021</u>	<u>% Increase</u>
Domestic	3.30	0.66	400%
Int'l	0.37	0.10	270%
Total	3.67	0.76	383%

MORE INTERNATIONAL ACCESS UNLOCKED

BREAKDOWN



4X WEEK

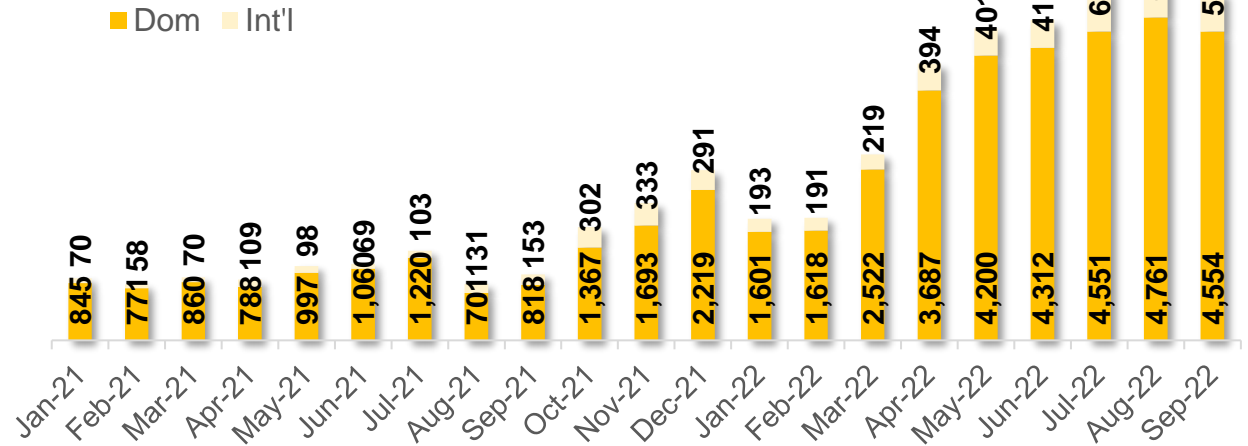


4XWEEK



3X WEEK

ATMs



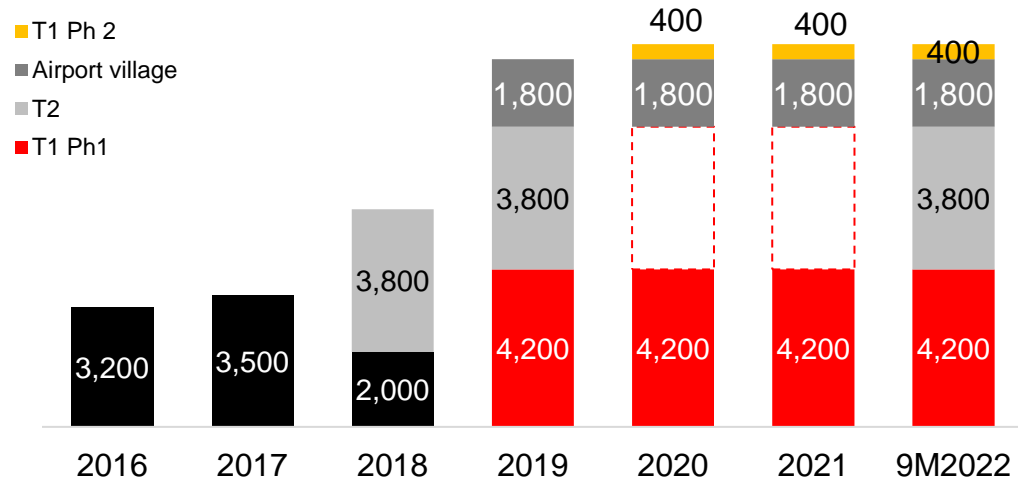
ATM YTD

	<u>9M2022</u>	<u>9M2021</u>	<u>% Increase</u>
Domestic	31,116	8,060	286%
Int'l	3,049	861	254%
Total	34,165	8,921	283%

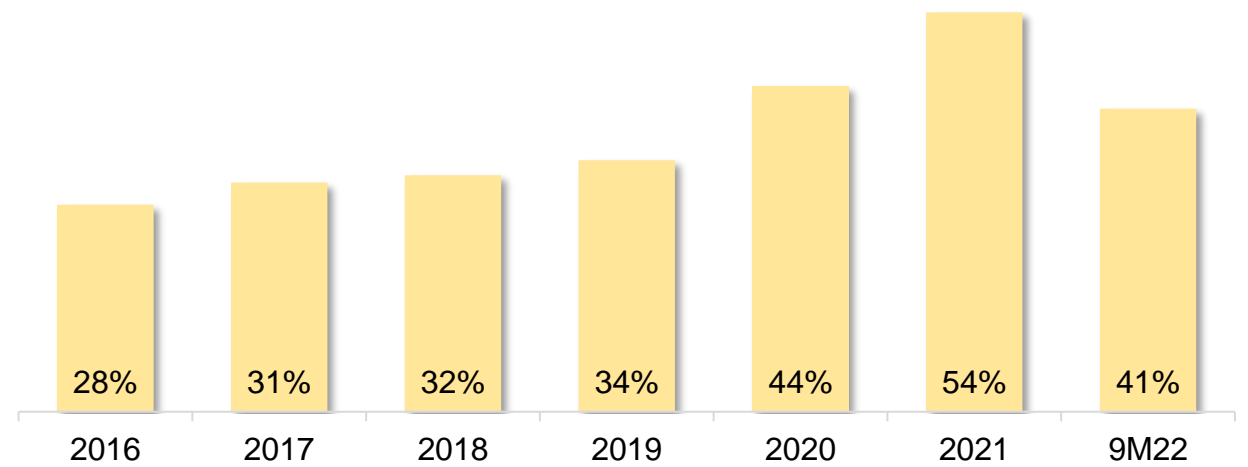
NON-AERO CONTRIBUTION



COMMERCIAL GLA (sqms)

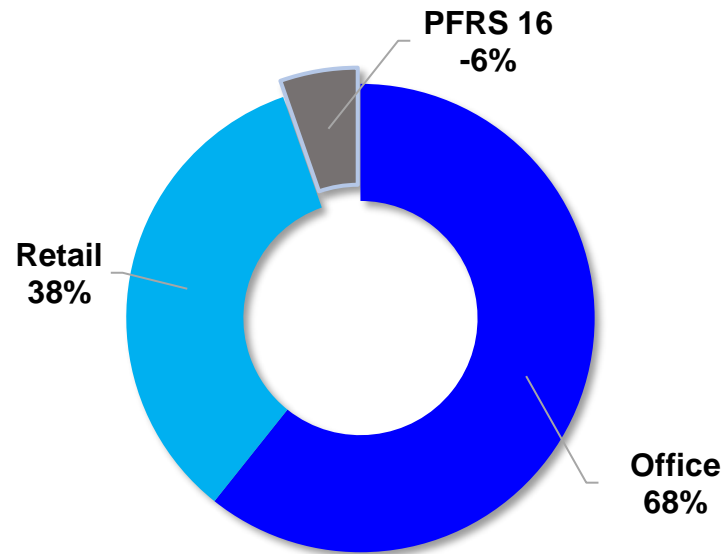


NON-AERO SHARE TO TOTAL

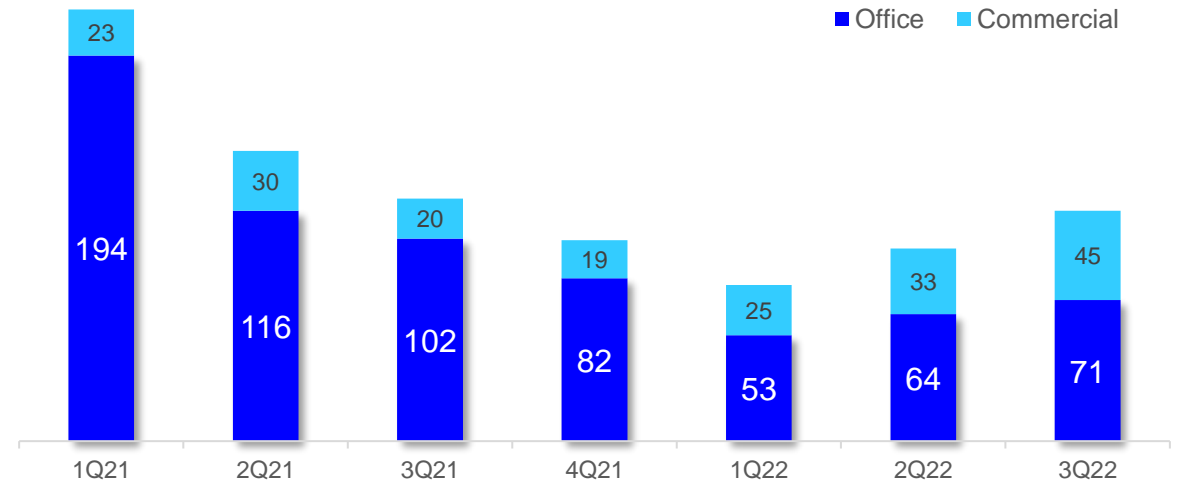


INDUSTRY-WIDE LOW OCCUPANCY

9M2022 BREAKDOWN

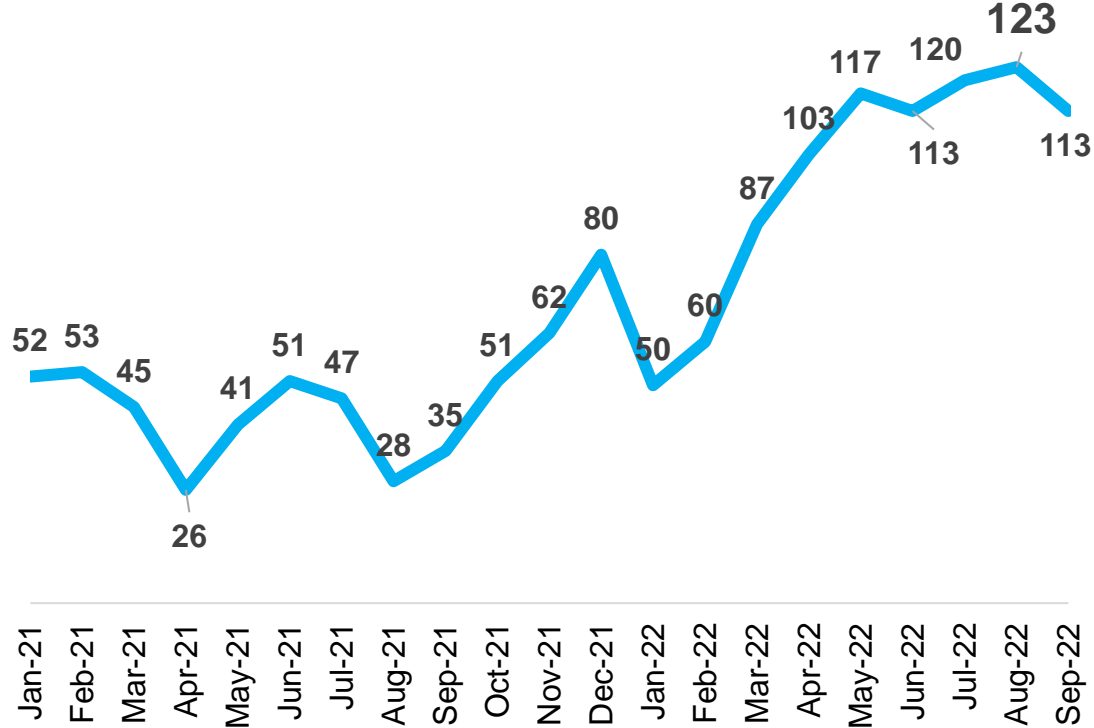


QUARTERLY RENTAL REVENUE (in Php M)

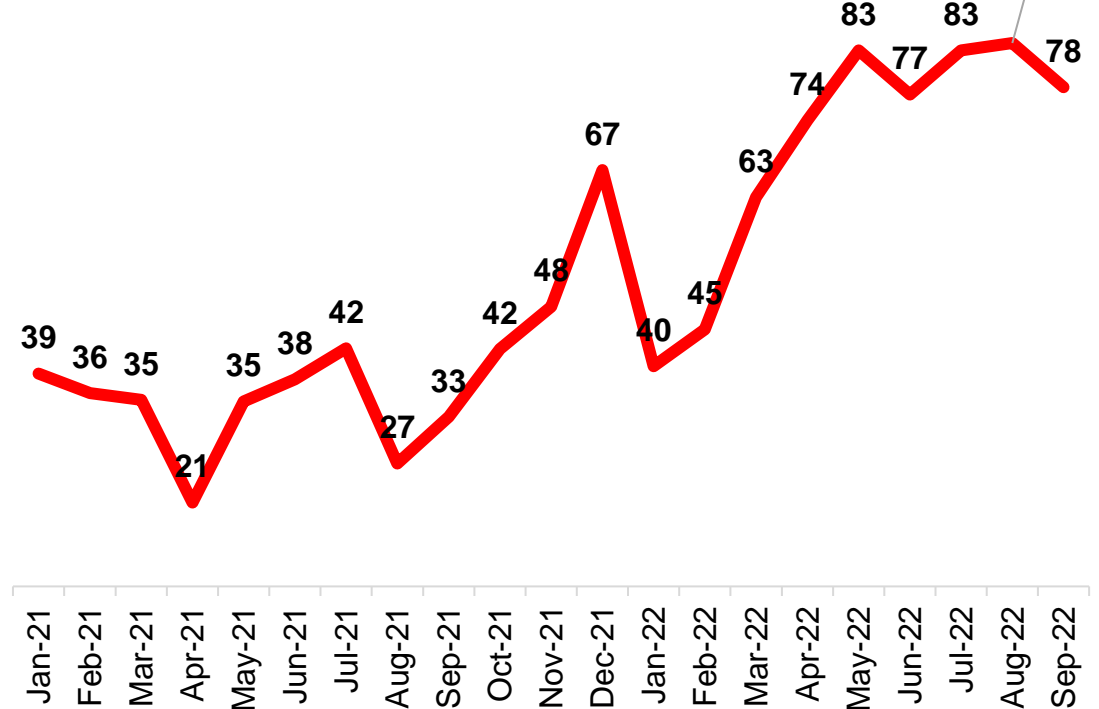


PASSENGER VOLUME AND SPENDING BOOST

AVERAGE DAILY FOOT TRAFFIC ('000)



MONTHLY COMMERCIAL SALES (Pmn)





Engineering
A First-World Philippines

Thank you

Contact us

investorrelations@megawide.com.ph
www.megawide.com.ph

Follow us

fb.com/MegawideConstructionCorp
twitter.com/MegawideBuilds