



COMPANY PRESENTATION

As of 1Q 2018

DISCLAIMER

This presentation was prepared solely and exclusively for discussion purposes. This presentation and/or any part thereof may not be reproduced, disclosed or used without the prior written consent of Megawide Construction Corporation (the "Company").

This presentation, as well as discussions arising therefrom, may contain statements relating to future expectations and/or projections of the Company by its management team, with respect to the Company and its portfolio companies. These statements are generally identified by forward-looking words such as "believe", "plan", "anticipate", "continue", "estimate", "expect", "may", "will", or other similar words. These statements are: (i) presented on the basis of current assumptions which the company's management team believes to be reasonable and presumed correct based on available data at the time these were made, (ii) based on assumptions regarding the Company's present and future business strategies, and the environment in which it will operate in the future, (iii) a reflection of our current views with respect to future events and not a guarantee of future performance, and (iv) subject to certain factors which may cause some or all of the assumptions not to occur or cause actual results to diverge significantly from those projected. Any and all forward looking statements made by the Company or any persons acting on its behalf are deemed qualified in their entirety by these cautionary statements.

This presentation is solely for informational purposes and should in no way be construed as a solicitation or an offer to buy or sell securities or related financial instruments of the Company and/or any of its subsidiaries and/or affiliates.

OUR MILESTONES

1997
Megawide is established as a mid-sized construction firm

2007
Megawide secures Triple A license from PCAB
Megawide is awarded its first SM Development Corporation (SMDC) project

2011
Megawide holds Initial Public Offering and is oversubscribed three times
Megawide builds its Precast Facility in Taytay, Rizal, one of the largest in Southeast Asia

2012
Citicore-Megawide Consortium, Inc. is awarded the PPP for School Infrastructure Project (PSIP) – Phase 1 for the construction of over 7,000 classrooms in Regions III and IVA

2013
Megawide is awarded the PSIP – Phase 2 for the construction of over 2,000 classrooms in Regions I, II, III, and CAR

2014
Megawide and partner GMR Infrastructure Ltd. from India are awarded the Mactan-Cebu International Airport (MCIA) PPP project for the expansion and operation of airport facilities for 25 years

2015
Megawide-WalterMart (MWM) Terminals, Inc. is awarded the Southwest Intermodal Transport Exchange (SWITex) PPP project for the construction and operation of terminal facilities for 35 years
Megawide enters into a new platform in EPC, the construction of Renewable Energy power plants

2017
Megawide secures Quadruple A License from PCAB
Megawide and GMR Infrastructure Ltd. are awarded the EPC contract for the Clark International Airport New Terminal Building Project

MEGAWIDE

COMPANY BACKGROUND

MEGAWIDE

Engineering, Procurement & Construction

- Residential
- Office & Commercial
- Infrastructure
- Industrial

Transport Infrastructure

- Airport
- Progressive Property Development

MEGAWIDE

KEY INVESTMENT HIGHLIGHTS

Megawide (PSE: MWIDE) is a publicly listed diversified engineering conglomerate focused in Construction and Infrastructure Development.

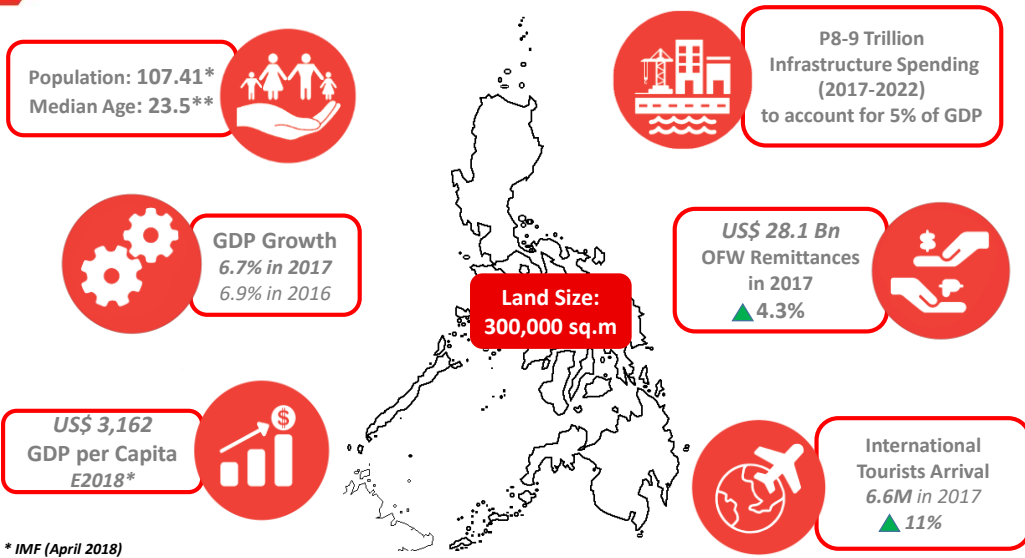


- 1** The **Largest Building Construction Company** in the Country
- 2** **Largest Private Airport Operator** in the Philippines
- 3** **Progressive Property Developer** in the Country

5

MEGAWIDE

PHILIPPINES – A snap shot



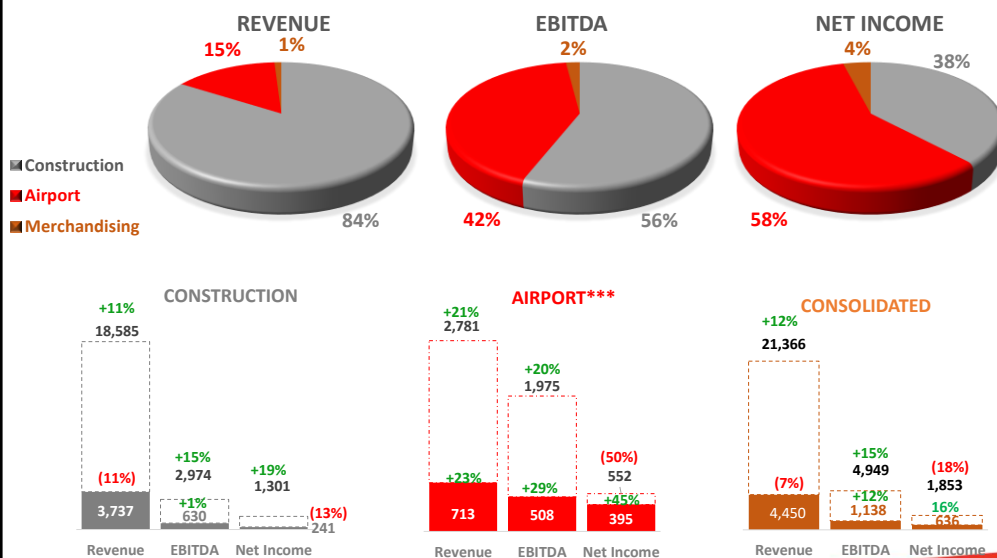
* IMF (April 2018)
 ** PSA
 *** BSP (Annualized)

MEGAWIDE

1Q18 CONSOLIDATED INCOME STATEMENT

In Php M	1Q 2018	1Q 2017	Mov't	%	Remarks
Total Revenues	4,450	4,768	(318)	(7%)	
Construction	3,737	4,189	(452)	(11%)	Due to project timing
Airport Operations	646	570	76	13%	11% growth in passenger volume
Airport Merchandising	67	9	58	644%	
Direct Costs	3,278	3,654	(376)	(10%)	
Construction	3,171	3,553	382	(11%)	
Airport Operations	90	100	10	(10%)	
Airport Merchandising	17	2	15	750%	
Gross Profit	1,172	1,114	58	5%	
Other Operating Expenses	282	266	16	6%	
Operating Profit	889	847	42	5%	
Other Income (Charges)	(103)	(163)	60	(37%)	Due to decrease of sale of scrap and rental of equipment
Profit before tax	786	685	101	15%	
Tax Expense	151	136	15	11%	In line with profit before tax growth
Income before Non Controlling Interest	636	549	87	16%	34% of 2018 guidance
Non-Controlling Interest	160	109	51	47%	
NIAT Attributable to Mwide Equity Holders	476	440	35	8%	

1Q 2018 FINANCIAL HIGHLIGHTS



*In M Php

** Changed in depreciation method from straightline to unit of production effective 1Q18

***Includes airport merchandising

E2018

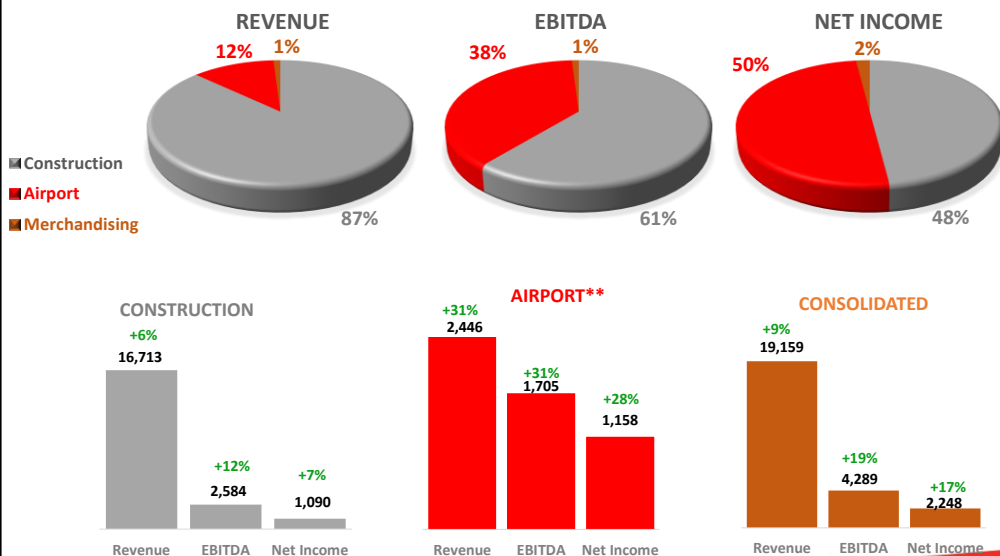
FY17 CONSOLIDATED INCOME STATEMENT

In Php M	FY 2017	FY 2016	Mov't	%	Remarks
Total Revenues	19,159	17,658	1,501	9%	Exceeded guidance growth of +6%
<i>Construction</i>	<i>16,713</i>	<i>15,786</i>	<i>926</i>	<i>6%</i>	Exceeded guidance growth of +5%
<i>Airport Operations</i>	<i>2,298</i>	<i>1,872</i>	<i>426</i>	<i>23%</i>	Exceeded guidance growth of +12%
<i>Airport Merchandising</i>	<i>148</i>	<i>-</i>	<i>148</i>	<i>100%</i>	
Direct Costs	14,545	13,787	758	5%	
<i>Construction</i>	<i>14,084</i>	<i>13,426</i>	<i>658</i>	<i>5%</i>	
<i>Airport Operations</i>	<i>420</i>	<i>361</i>	<i>59</i>	<i>16%</i>	
<i>Airport Merchandising</i>	<i>41</i>	<i>-</i>	<i>41</i>	<i>100%</i>	
Gross Profit	4,614	3,871	743	19%	
Other Operating Expenses	1,191	1,092	100	9%	
Operating Profit	3,423	2,779	644	23%	
Other Income (Charges)	(596)	(411)	(185)	45%	OTL on sale of retail Tbills; impairment loss
Profit before tax	2,827	2,368	459	19%	
Tax Expense	579	448	131	29%	Due to increase in profit
Income before Non Controlling Interest	2,248	1,920	328	17%	Exceeded guidance growth of +13%
Non-Controlling Interest	467	361	106	29%	
NIAT Attributable to MWIDE Equity Holders	1,781	1,559	222	14%	

9

MEGAWIDE

FY 2017 FINANCIAL HIGHLIGHTS



10

MEGAWIDE

MARGIN PERFORMANCE

<i>In Php Million</i>	1Q 2018	1Q 2017	FY 2017	FY 2016
Gross Profit Margin	26%	23%	24%	22%
<i>Construction</i>	15%	15%	16%	15%
<i>Airport Operations</i>	86%	82%	82%	81%
<i>Airport Merchandising</i>	75%	80%	72%	-
EBITDA Margin	26%	21%	22%	20%
<i>Construction</i>	17%	15%	15%	15%
<i>Airport Operations</i>	74%	68%	71%	70%
<i>Airport Merchandising</i>	41%	36%	43%	-
Net Income Margin	14%	12%	12%	11%
<i>Construction</i>	6%	7%	7%	6%
<i>Airport Operations</i>	57%	48%	49%	48%
<i>Airport Merchandising</i>	38%	22%	29%	-

11

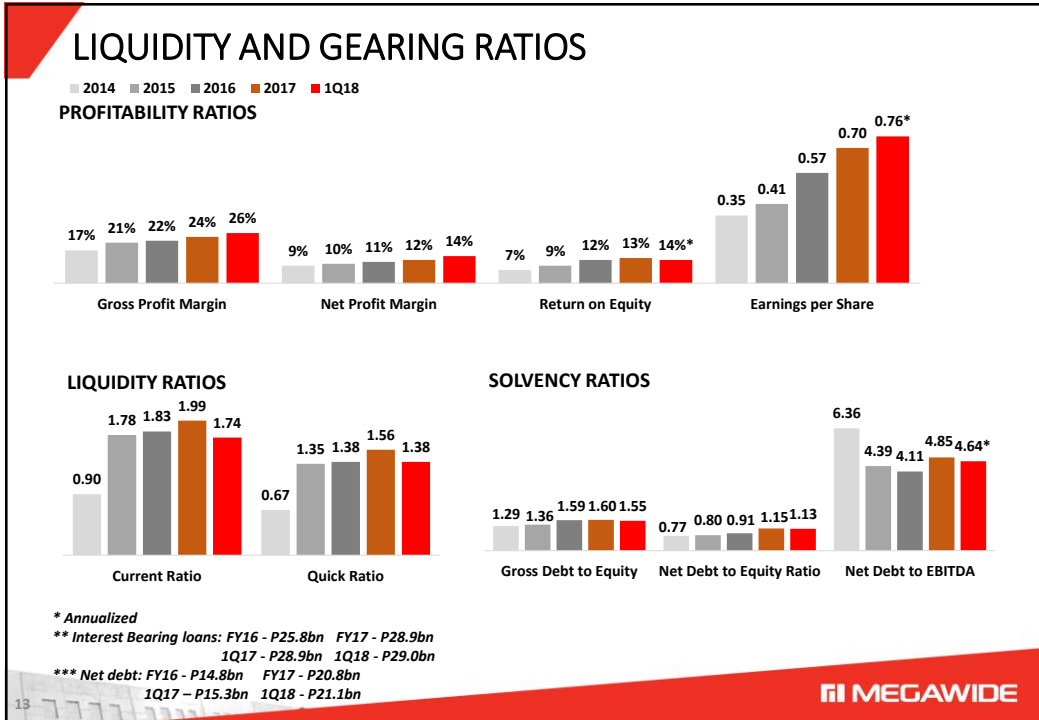
MEGAWIDE

FINANCIAL POSITION

<i>In Php M</i>	31-Mar-18	31-Dec-17	Movement	% Change
Cash & Financial Assets	7,842	8,140	(298)	(4%)
Other Current Assets	11,638	10,559	1,079	10%
Total Current Assets	19,480	18,699	781	4%
Concession Assets	26,931	25,608	1,323	5%
Total Non Current Assets	37,426	35,719	1,707	5%
Total Assets	56,906	54,418	2,488	5%
Current Liabilities	11,220	9,413	1,807	19%
Non Current Liabilities	26,993	26,869	124	0.5%
Total Liabilities	38,213	36,282	1,931	5%
Equity	18,693	18,136	557	3%

12

MEGAWIDE



1 THE LEADING CONSTRUCTION COMPANY BUSINESS IN THE COUNTRY

The Megawide Engineering Excellence

- Most advanced pre-cast construction facility in Asia
- Largest fully computerized and automated Batching Plants in the Philippines
- Innovative formworks system from Germany
- Young and modern fleet of equipment

TAYTAY PRECAST FACILITY

Location Taytay, Rizal

Operational since September 2012

Land Area About 71,000 sqm. (footprint)

Production Area 17,000 sqm.

Max Production About 108,000 cu.m. per year

Capacity: About 9,000 cu.m. per month








1 THE LEADING CONSTRUCTION COMPANY BUSINESS IN THE COUNTRY

- Megawide is a Quadruple A PCAB Licensed general contractor primarily engaged in civil, structural and architectural works, MEPF, and other specialty engineering services.



15

MEGAWIDE

1 THE LEADING CONSTRUCTION COMPANY BUSINESS IN THE COUNTRY

PPP Projects won during the Aquino Administration

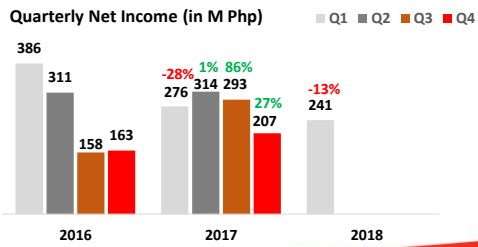
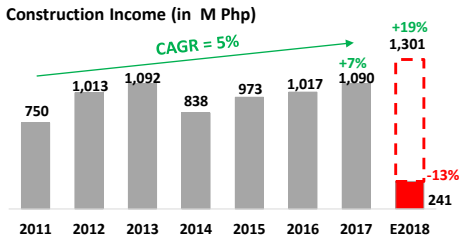
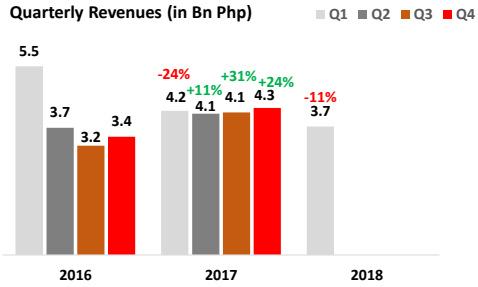
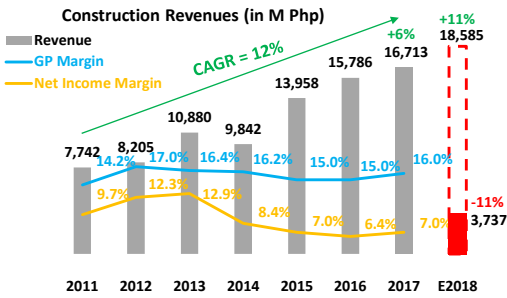
Mactan-Cebu International Airport	Southwest Intermodal Transport Exchange	PPP for School Infrastructure Project 1, 2
		
Developer GMR-Megawide Cebu Airport Corporation	Developer MWM Terminals	Phase 1 Developer Citicore-Megawide Consortium, Inc.
Location Airport Road, Lapu-Lapu City	Location Cavite Expressway, Paranaque City	Location Region III and IVA
Agreement Build-Operate- Transfer	Agreement Build-Transfer-Operate	Agreement Build-Lease-Transfer
Duration 25 Years	Duration 35 Years	Duration 10 Years
Project Cost Php 34 B	Project Cost Php 3.5 B	Phase 2 Developer Megawide Construction Corporation
		Location Regions I, II, III, CAR
		Agreement Build-Transfer
		Contract Cost Php 15.06 B (combined)

Upward integration from construction to concession asset operations enables Megawide to participate in PPPs and Infrastructure Development as a Quadruple A project contractor or as a contractor + operator to generate stable, recurring revenues.

16

MEGAWIDE

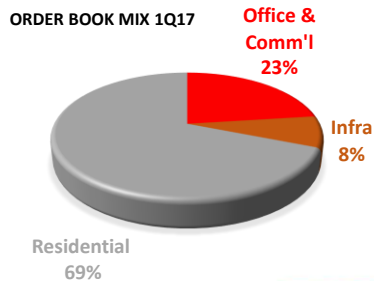
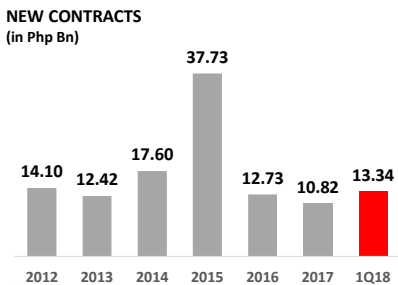
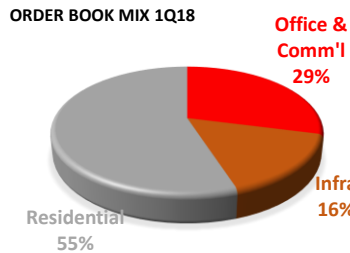
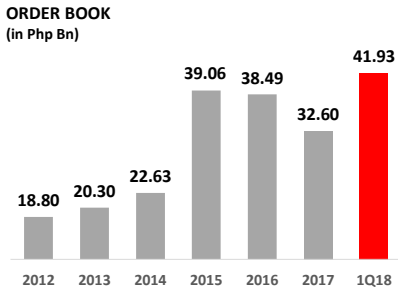
1 THE LEADING CONSTRUCTION COMPANY BUSINESS IN THE COUNTRY



* 2015 Expiration of ITH



1 THE LEADING CONSTRUCTION COMPANY BUSINESS IN THE COUNTRY



2 THE LARGEST PRIVATE AIRPORT OPERATOR IN THE PHILIPPINES



Owner	GMR MEGAWIDE Cebu Airport Corporation
Location	Airport Road, Lapu-Lapu City
GFA	66,544 sq.m.
Agreement	Build-Operate- Transfer for 25 years
Scope of Work	Land-side Airport Operations & Maintenance
Project Cost	34 B

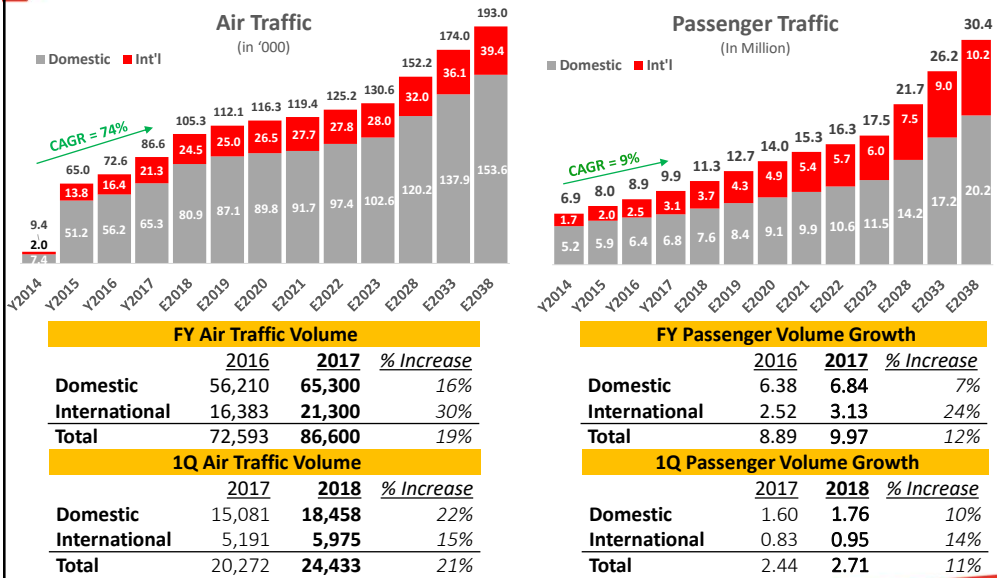
- On April 22, 2014 the Company and its JV Partner GMR won the Concession for brownfield development of Mactan-Cebu International Airport under Build-Operate-Transfer Modality. Concession Period is 25-years.
- Mactan-Cebu International Airport is the 2nd Largest Gateway in the Philippines (next to NAIA).
- The Company took over the Operations and Maintenance of the Airport last November 1, 2014
- Construction broke ground last June 30, 2015 for the construction of the new Terminal 2. Terminal 2 aims to increase passenger handling capacity from 4.5M to 12.5M per annum. Target completion is in June 2018. (6 mos ahead of schedule)



2 THE LARGEST PRIVATE AIRPORT OPERATOR IN THE PHILIPPINES



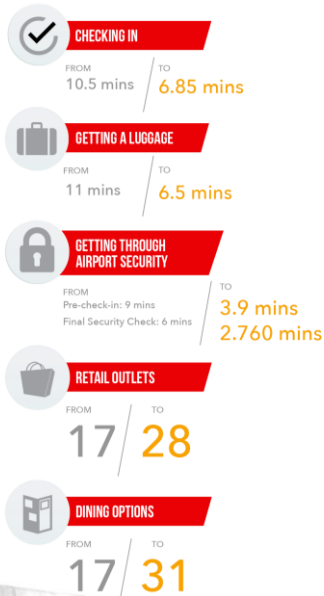
2 THE LARGEST PRIVATE AIRPORT OPERATOR IN THE PHILIPPINES



21

MEGAWIDE

2 THE LARGEST PRIVATE AIRPORT OPERATOR IN THE PHILIPPINES



2014

2016

- Guide to Sleeping in Airports
18th Best Airport in Asia
- Partnerships Awards International
- Shortlist for Best Transit Project

- CAPA
Best Regional Airport in Asia Pacific
- Sleeping in Airports
14th Best Airport in Asia
- Routes Asia 2016
shortlisted for Marketing Award
- World 2016
shortlisted for Marketing Award

2015

- Euromoney-IJGlobal
Asia Pacific PPP Deal of the Year
- The Asset Triple A
Infrastructure Awards
Best Transport Deal – Highly Commended
- Project Finance International
Asia Pacific Transport Deal of the Year

2017

- Routes Asia 2017
Shortlisted for Marketing +
Commendation for Excellence in
Airline Marketing

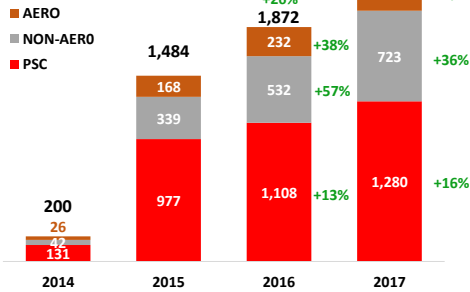
22

MEGAWIDE

2 THE LARGEST PRIVATE AIRPORT OPERATOR IN THE PHILIPPINES

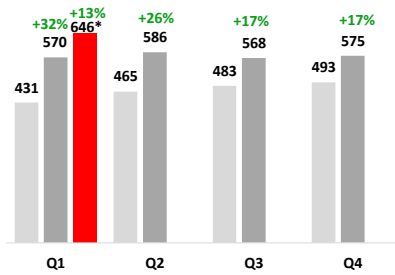
AIRPORT REVENUE

In Php M



QUARTERLY REVENUE

(in Php M) 2016 2017 2018



Passenger Service Charge (PSC)	1 st Step-Up: Effective June 2015 Domestic – from P200 to P300 International – from P550 to P750
Aero Related	Aircraft service charges – fees collected from airlines for the payment for aero bridges, ground handling, fuel, etc.
Non-aero	Rental revenues from concession tenants such and Retail. Also includes advertising, car parking and other rental revenues

FINANCIAL RATIOS

	2015	2016	2017
Current Ratio	0.4	1.3	1.0
Gross Debt to Equity	2.5	2.6	2.7
Net Debt to Equity	2.5	2.3	2.5
Gross Debt to EBITDA	14.4	13.0	12.4
Return on Equity	9%	15%	16%

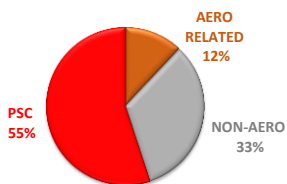
* excludes airport merchandising revenues of P67M

MEGAWIDE


2 THE LARGEST PRIVATE AIRPORT OPERATOR IN THE PHILIPPINES

Since handover, T1 leasable space has increased by 38.5% and is expected to further increase upon completion of Terminal 2.

1Q 2018 Revenue Mix



Growth in Sales per Passenger



Expanding Retail Stores



Exciting Food & Beverage Outlets

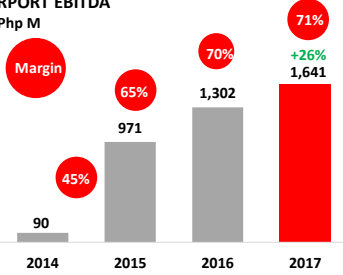


24

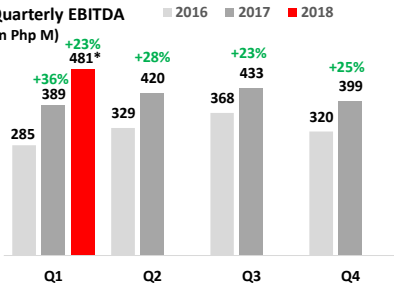
MEGAWIDE

2 THE LARGEST PRIVATE AIRPORT OPERATOR IN THE PHILIPPINES

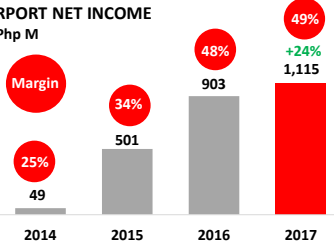
AIRPORT EBITDA
In Php M



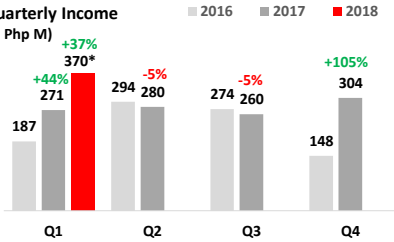
Quarterly EBITDA
(in Php M)



AIRPORT NET INCOME
In Php M



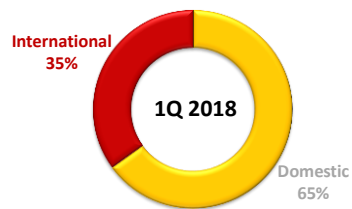
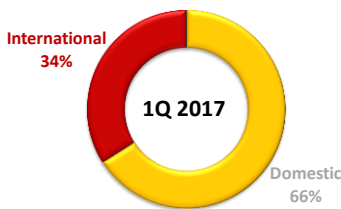
Quarterly Income
(in Php M)



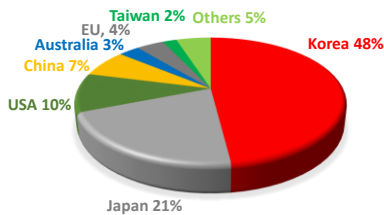
* excludes airport merchandising EBITDA of P27M and NI of P25M
** change in depreciation method from straightline to UOP effective 1Q18

2 THE LARGEST PRIVATE AIRPORT OPERATOR IN THE PHILIPPINES

Passenger Mix

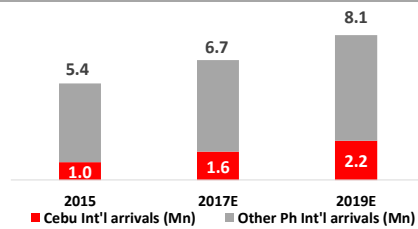


Breakdown of International Tourists 2016

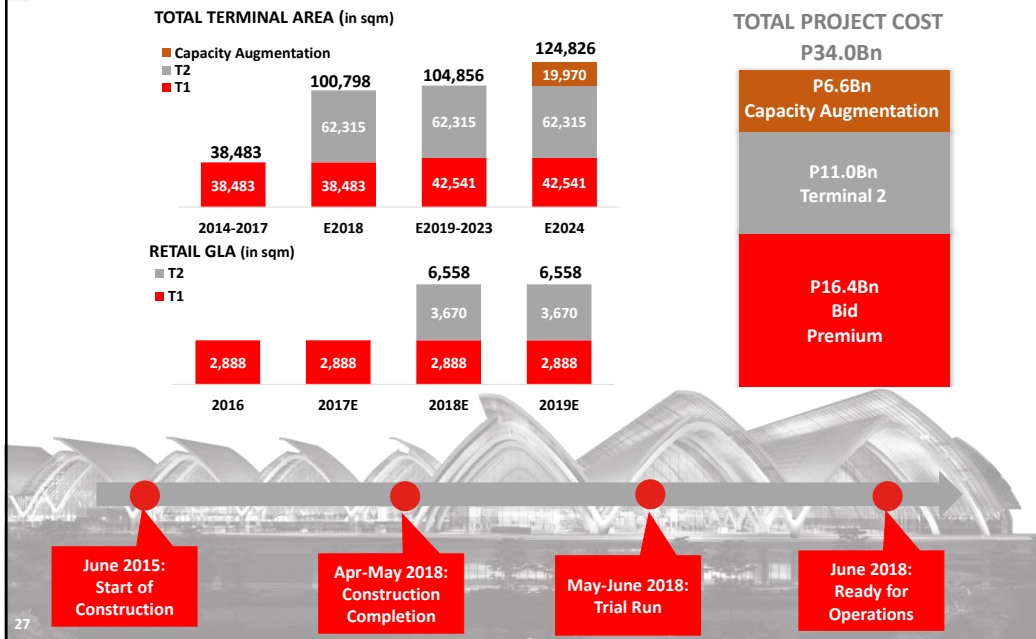


EU: UK, Germany & France

% of Cebu Int'l Arrivals to Total PH Int'l Arrivals



2 THE LARGEST PRIVATE AIRPORT OPERATOR IN THE PHILIPPINES



27

2 THE LARGEST PRIVATE AIRPORT OPERATOR IN THE PHILIPPINES

Details of new routes/frequency in 2016			
Airline	Destination	Start Date	Aircraft/Frequency
INTERNATIONAL			
PAL	Los Angeles	March-16	A340/3x
Eva Air	Taipei	March-16	A321/B777/7x
Xiamen Air	Xiamen	March-16	B737/3x
Emirates	Dubai	May-16	B777/7x
China Eastern	Chengdu	Sept-16	A319/A320/4x
Air Asia	Singapore	Nov-16	A320/4x
Air Asia	Taipei	Nov-16	A320/3x
PAL	Singapore	Dec-16	A321/4x
T'way	Daegu	Dec-16	B737/5x
Vanilla Air	Narita	Dec-16	A320/7x
DOMESTIC			
PAL	Kalibo	Dec-16	A320/3x
PAL	Caticlan	Dec-16	B400/7x
Cebu Pacific	Ormoc	Nov-16	ATR-72/7x
Cebu Pacific	Calbayog	Nov-16	ATR-72/4x
Cebu Pacific	Roxas	Nov-16	ATR-72/7x

Growing routes and frequency

- 8 new international routes
- 5 new domestic routes
- 7 new airlines

28

2 THE LARGEST PRIVATE AIRPORT OPERATOR IN THE PHILIPPINES

Details of new routes/frequency in 2017				Details of new routes/frequency in 2017			
Airline	Destination	Start Date	Aircraft/Frequency	Airline	Destination	Start Date	Aircraft/Frequency
DOMESTIC				INTERNATIONAL			
PAL	Clark	March 26	A321/3	Xiamen Airlines	Fuzhuo	April 18	B738/2
PAL	General Santos	March 26	A320/7	PAL	Chengdu	Jan 16	A321/3
PAL	Puerto Princesa	March 26	A321/7	Sichuan Airlines	Chongqing	Mar 28	A321/4
PAL	Busuanga	March 26	Q400/7	Lucky Air	Kunming	June 1	B737-800/3
PAL	Surigao	March 26	Q400/7	AirAsia	Kuala Lumpur	July 15	A320
PAL	Butuan	March 26	A320/7	China Eastern	Shanghai	Oct 18	A320/7*
Air Asia	Davao	April 22	A320/7	Juneyao Airlines	Shanghai	Oct 31	A321/3
Air Asia	Puerto Princesa	April 22	A320/7	Okay Airways	Xi'an	Oct 31	B737-800/3
Cebu Pacific	Busuanga	May 15	ATR500/3	PAL	Beijing	Nov 26	A320/1
Cebu Pacific	Cotabato	May 16	ATR500/4	PAL	Bangkok	Dec 2	A320/3
Air Asia	Kalibo	June 19	A320/7	Pan Pacific	Muan	Dec 9	A320/2
AirJuan	Tagbilaran	June 19	Cessna Caravan	Pan Pacific	Incheon	Dec 10	A320/7
AirJuan	Bantayan	June 19	Cessna Caravan	<i>*Daily/effective 18-28 Oct then resumes 18Jan18 onwards</i>			
AirJuan	Biliran	June 19	Cessna Caravan	Details of new routes/frequency in 2018			
AirJuan	Siguilor	June 19	Cessna Caravan	INTERNATIONAL			
PAL	Tagbilaran	June 22	A320	China Eastern	Guangzhou	Jan 20	A320/2
Cebu Pacific	Masbate	July 26	ATR-500	Pan Pacific	Pusan	Feb 15	A320/2
Air Juan	Maasin	Aug 1	Cessna Caravan/2	Air Asia	Shenzhen	May 09	A320/3
Air Juan	Sipalay	Aug 2	Cessna Caravan/2	DOMESTIC			
PAL	Camiguin	Dec 1	Q400/7	Air Juan	Ormoc	Mar 15	Cessna Caravan/2
PAL	Siargao	Dec 1	Q400/7	Air Juan	Catbalogan	Mar 19	Cessna Caravan/2
PAL	Legazpi	Dec 1	Q400/7	Air Asia	Clark	May 11	A320/7
PAL	Ozamiz	Dec 1	Q400/7				

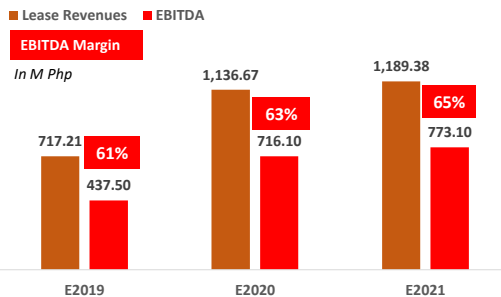
29

MEGAWIDE

3 PROGRESSIVE PROPERTY TRANSPORT DEVELOPER



Owner MWM Terminal (Megawide-Waltermart)
Location Manila-Cavite Expressway, Paranaque
Project Site 4.59 Hectares
Agreement Build- Transfer-Operate for 35 years
Project Cost P5.3 B
Opening Date June 30, 2018

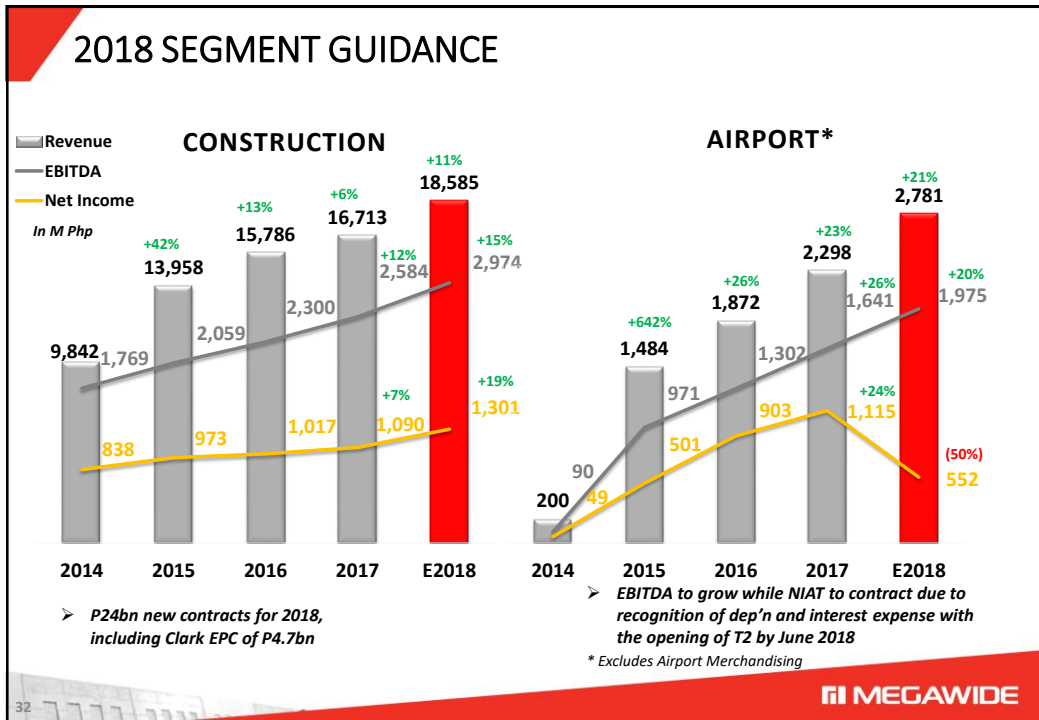
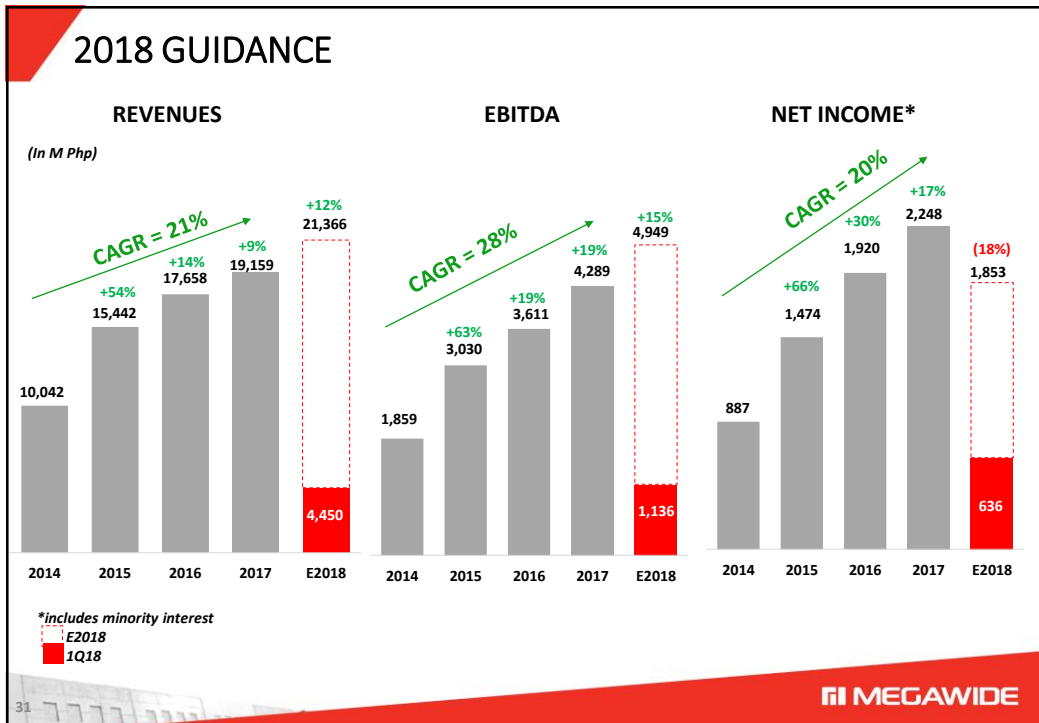


Paranaque Integrated Transport Exchange

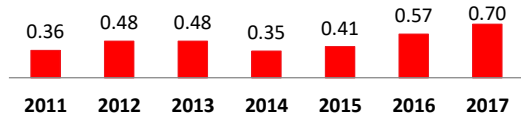
The Paranaque Integrated Transport Exchange (PITX) will commence terminal and retail operations by 3Q 2018 while full recurring income base from (4) office towers by end-2019.



30



HISTORICAL CORE EARNINGS PER SHARE (EPS)



Dividend Payout History

Record Date	Type	Amount	Date of Payment
October 14, 2011	Common Shares	P257,100,001.00	November 10, 2011
July 20, 2012	Cash	P150,024,528.20	August 15, 2012
July 19, 2013	Stock	P380,636,801.00	August 14, 2013
October 22, 2014	Stock	P750,000,000.00	November 17, 2014
February 27, 2015	Preferred Shares	P70,250,000.00	March 3, 2015
May 8, 2015	Preferred Shares	P70,250,000.00	June 3, 2015
August 6, 2015	Preferred Shares	P70,250,000.00	September 3, 2015
November 6, 2015	Preferred Shares	P70,250,000.00	December 3, 2015
February 23, 2016	Preferred Shares	P70,250,000.00	March 3, 2016
May 10, 2016	Preferred Shares	P70,250,000.00	June 3, 2016
August 9, 2016	Preferred Shares	P70,250,000.00	September 3, 2016
November 8, 2016	Preferred Shares	P70,250,000.00	December 3, 2016
March 1, 2017	Preferred Shares	P70,250,000.00	March 3, 2017
May 10, 2017	Preferred Shares	P70,250,000.00	June 3, 2017
August 9, 2017	Preferred Shares	P70,250,000.00	September 3, 2017
November 8, 2017	Preferred Shares	P70,250,000.00	December 3, 2017
December 26, 2017	Common Shares	P106,928,874.85	December 29, 2017
February 15, 2018	Preferred Shares	P70,250,000.00	March 3, 2018
May 18, 2018	Preferred Shares	P70,250,000.00	June 3, 2018

33



CLARK INTERNATIONAL AIRPORT (Hybrid PPP)

Engineering Procurement & Construction

- Construction of new building terminal to accommodate 8 mppa
- Contract Cost: P9.36 Billion
- 50-50 JV with GMR
- PPP Structure: Build-and-Transfer (BT)
- Construction Period: Dec 2017 – 1Q 2020
- Payment Terms based on three milestones:
 1. the shell of the new building terminal
 2. the landside facilities
 3. the remaining balance of work

Operations and Maintenance (O&M)

- involves the O&M of the existing and the proposed new passenger terminal buildings, excluding airside facilities and air traffic control
- Implementing Agency: DOT & BCDA
- Indicative Cost: P5.16 Billion
- PPP Structure: O&M
- 25-year concession
- BCDA expects to receive:
 1. the following amounts equivalent to P10Bn in 10 tranches as follows: 2019-2021 (P1Bn/yr); 2024-2030 (P1Bn/yr)
 2. a percentage share of gross revenue in quarterly payments (bid parameter)
- Bid Submission: 20 July 2018
- Contract Award & Signing: 30 August 2018



MCIA Expansion Project (Unsolicited Proposal)



- Submitted last 07 June 2017
- Investment: P208 billion (US\$4 billion)
- Three Main Phases:
 1. Takeover airside facility and subsequently undertake the following:
 - a. rehabilitation of the existing runway and taxiways
 - b. construction of an additional full length parallel taxiway
 - c. development of additional rapid exit taxiways and runway holding positions
 2. Construction of a second parallel and independent runway
 3. Construction of Terminal 3
- Original Proponent Status
- Awaiting NEDA approval

NAIA Rehabilitation Project (Unsolicited Proposal)



Megawide-GMR	Proposal	Infrastructure Plan
Project Cost	P150Bn	<ol style="list-style-type: none"> 1. Improve airside capacity and implement terminal improvements 2. Introduction of key performance measures 3. Building future capacity
Concession Period	18 Years	
Technical Partner	Mitre Corporation	
3 rd Runway	Not viable	
Passenger Volume in 4 years	72 mppa	
Aircraft movement/hr	40-60	


37

MEGAWIDE

PNR EAST WEST RAIL PROJECT (Unsolicited Proposal)

- In October 2015, the Consortium of East West Rail Corporation (EWRC) and Alloy MTD (Alloy) made an unsolicited proposal for undertaking the East West Transit Rail Project, which is a 9.7 km railway line in Metro Manila.
- On 27th March, 2017, Megawide entered into an Investment Agreement with EWRTC to acquire 60% stake in the consortium.
- The project is subdivided into two components:
 - Build-Transfer (BT) for the construction, civil works and electromechanical systems; and
 - Build-Operate-Transfer (BOT) for the operations & management (O&M) for 30 years.

Stations	Type	Connecting Network
Lerma	Elevated	LRT-1, LRT-2
UST	Elevated	
Antipolo	Elevated	PNR
Welcome Rotonda	Elevated	
Banawe	Elevated	
G. Araneta	Elevated	
Roces	Elevated	
Timog	Elevated	
EDSA	Underground	
Quezon Memorial	Underground	MRT-3
University Avenue	Underground	MRT-7



38

BUSINESS CATALYSTS

The continued stability of the Philippines, coupled with the new Duterte Administration will further give Megawide a foundation for future growth.



Increase In
Government
Infrastructure
Spending



\$30Bn OFW
Remittance and
4.65Mn Housing
Backlog



BPO Sector's
continued growth
Demand for Office
Building contracts

39

SUMMARY

Megawide (PSE: MWIDE) is a publicly listed diversified engineering conglomerate focused in Construction and Infrastructure Development with four core business segments:

1

The Largest Building Construction Company in the Country - **preferred contractor of blue chip companies**

2

Largest Private Airport Operator in the Philippines - **leading position for bidding for new airports**

3

Progressive Property Developer in the Country - **develop mixed-use anchored on infrastructure**

40



COMPANY INFORMATION

Company Name	Megawide Construction Corporation
Office Address	20 N. Domingo St., Brgy. Valencia, Quezon City
Telephone Numbers	(02) 655-1111
Website	www.megawide.com.ph <ul style="list-style-type: none">• fb.com/MegawideConstructionCorporationOfficial• twitter.com/megawidebuilds
Email Address	investorrelations@megawide.com.ph

