



INVESTOR RELATIONS

Company Presentation


As of Q1 2017

DISCLAIMER

This presentation was prepared solely and exclusively for discussion purposes. This presentation and/or any part thereof may not be reproduced, disclosed or used without the prior written consent of Megawide Construction Corporation (the "Company").

This presentation, as well as discussions arising therefrom, may contain statements relating to future expectations and/or projections of the Company by its management team, with respect to the Company and its portfolio companies. These statements are generally identified by forward-looking words such as "believe", "plan", "anticipate", "continue", "estimate", "expect", "may", "will", or other similar words. These statements are: (i) presented on the basis of current assumptions which the company's management team believes to be reasonable and presumed correct based on available data at the time these were made, (ii) based on assumptions regarding the Company's present and future business strategies, and the environment in which it will operate in the future, (iii) a reflection of our current views with respect to future events and not a guarantee of future performance, and (iv) subject to certain factors which may cause some or all of the assumptions not to occur or cause actual results to diverge significantly from those projected. Any and all forward looking statements made by the Company or any persons acting on its behalf are deemed qualified in their entirety by these cautionary statements.

This presentation is solely for informational purposes and should in no way be construed as a solicitation or an offer to buy or sell securities or related financial instruments of the Company and/or any of its subsidiaries and/or affiliates.



KEY INVESTMENT HIGHLIGHTS

Megawide (PSE: MWIDE) is a publicly listed diversified engineering conglomerate focused in Construction and Infrastructure Development.



1

The Largest Building Construction Company in the Country

2

Largest Private Airport Operator in the Philippines

3

Progressive Property Developer in the Country

4

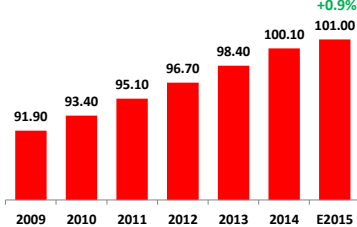
Fast growing Pure Renewable Energy Power Generator in the Philippines

4



PHILIPPINES – A SNAP SHOT

Population (in millions)

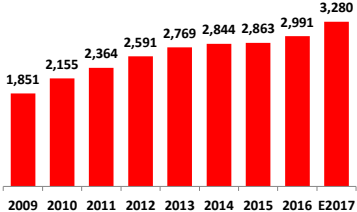


Land Size:
300,000 sq km

Median Age:
24 years old

Unemployment:
6.2%

GDP per Capita (in US\$)



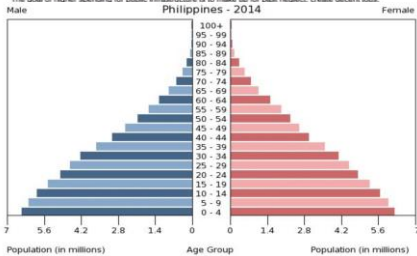
Source: IMF

Duterte admin to spend P7T for infra in next 6 years



MANILA, Philippines — Public infrastructure spending will be in the neighborhood of P7 billion from 2017 until 2022, the Department of Budget and Management (DBM) said.

The goal of higher spending for public infrastructure is to make up for past neglect, create decent jobs.



5



FY2016 CONSOLIDATED INCOME STATEMENT

In Php M	FY2016	FY2015	Movement	%	Remarks
Total Revenues	17,658	15,442	2,216	14%	
<i>Construction</i>	15,786	13,958	1,828	13%	Buoyed by growth in private sector projects
<i>Airport</i>	1,872	1,484	388	26%	Passenger traffic increased by 12%
Direct Costs	13,787	12,217	1,570	13%	
<i>Construction</i>	13,426	11,869	1,557	13%	
<i>Airport</i>	361	348	13	4%	
Gross Profit	3,871	3,225	646	20%	Construction GP up by 13% to P270M while Airport GP grew 13% to P378M
Other Operating Expenses	1,092	891	201	23%	
Operating Profit	2,779	2,334	445	19%	
Other Income (Charges)	(411)	(391)	(20)	5%	
Profit before tax	2,368	1,943	425	22%	
Tax Expense	448	469	(21)	(5%)	GMCAC ITH for T1 (3 years)
Net Income	1,920	1,474	446	30%	

6

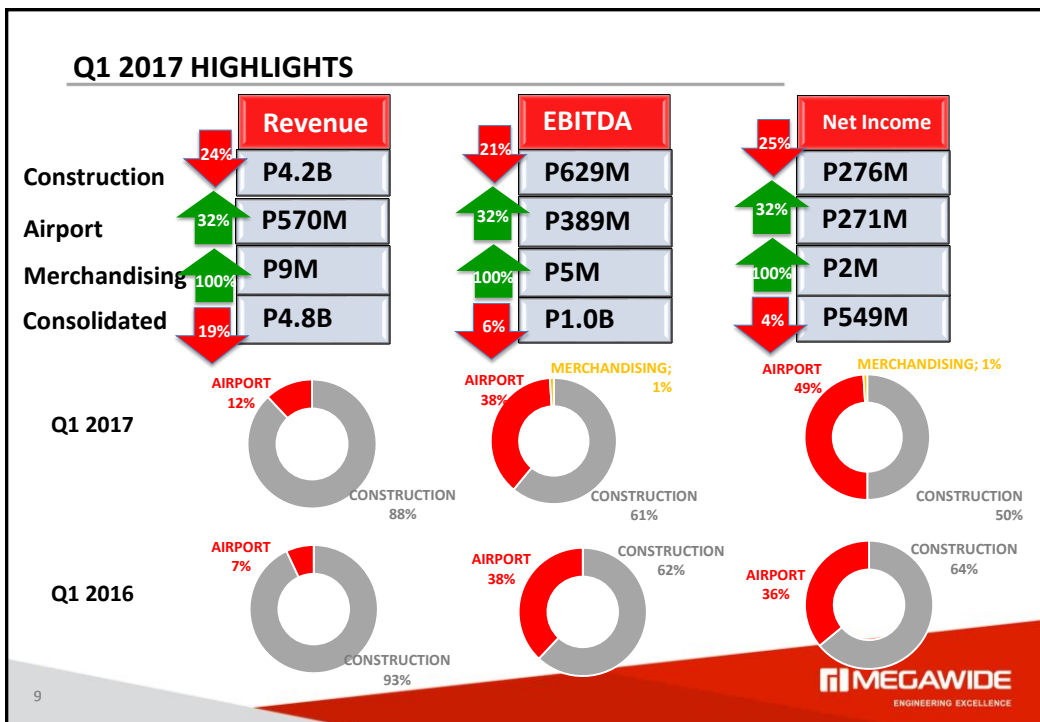
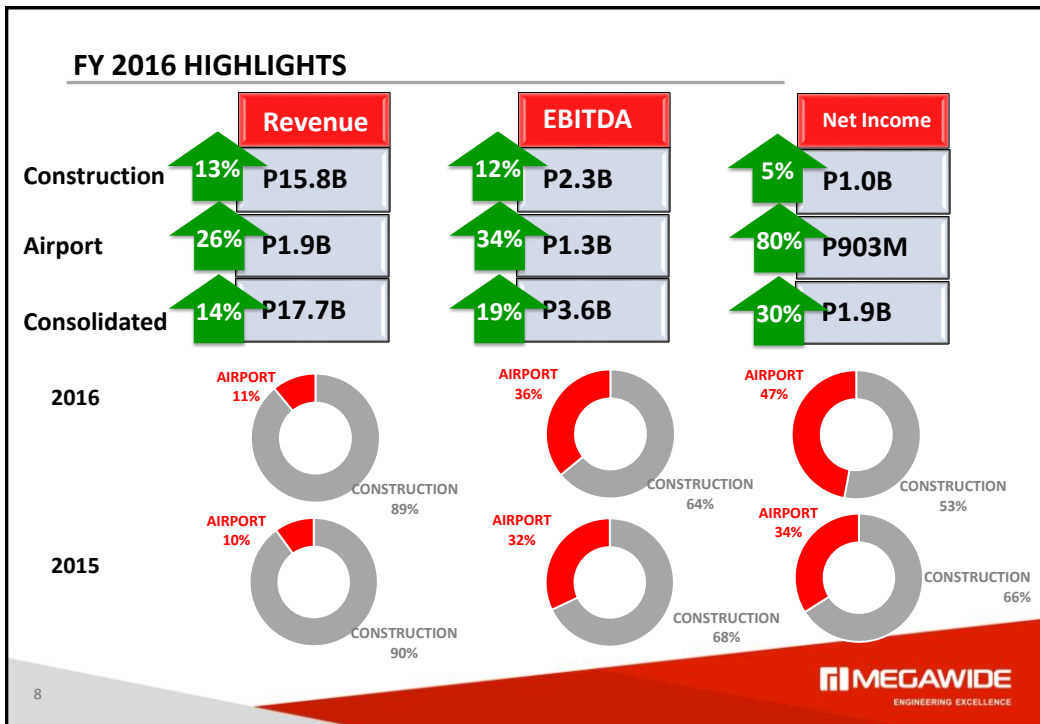


Q1 2017 CONSOLIDATED INCOME STATEMENT

In Php M	Q1 2017	Q1 2016	Movement	%	Remarks
Total Revenues	4,768	5,909	(1,142)	(19%)	
<i>Construction</i>	4,189	5,478	(1,289)	(24%)	2H expected to pick up
<i>Airport Operations</i>	570	431	139	32%	Passenger traffic increased by 16%
<i>Airport Merchandising</i>	9	-	9	100%	New business segment
Direct Costs	3,654	4,709	(1,055)	(22%)	
<i>Construction</i>	3,553	4,630	(1,077)	(23%)	
<i>Airport Operations</i>	100	79	21	26%	
<i>Airport Merchandising</i>	2	-	2	100%	
Gross Profit	1,114	1,201	(87)	(7%)	
Other Operating Expenses	266	314	(47)	(15%)	
Operating Profit	847	887	(40)	(4%)	
Other Income (Charges)	(163)	(98)	(65)	66%	Due to Airport Loan availment
Profit before tax	685	789	(104)	(13%)	
Tax Expense	136	216	(80)	(37%)	GMCAC ITH for T1 (3 years)
Net Income	549	573	(24)	(4%)	On track with FY2017 guidance; 25.4% accomplishment of FY2017 target

7





FY 2016 MARGIN PERFORMANCE

<i>In Php Million</i>	FY 2015	FY 2016	Remarks
Gross Profit Margin	21%	22%	Driven by higher GP margins from Airport
<i>Construction</i>	15%	15%	
<i>Airport</i>	77%	81%	<i>Higher GPM due to growth of Non-Aero</i>
EBITDA Margin	20%	21%	
<i>Construction</i>	15%	15%	
<i>Airport</i>	65%	70%	
Net Income Margin	10%	11%	
<i>Construction</i>	6.97%	6.44%	
<i>Airport</i>	34%	48%	

10

Q1 2017 MARGIN PERFORMANCE

<i>In Php Million</i>	Q1 2017	Q1 2016	Remarks
Gross Profit Margin	23%	20%	
<i>Construction</i>	15%	15%	
<i>Airport Operations</i>	82%	82%	<i>Higher GPM due to growth of Non-Aero</i>
<i>Airport Merchandising</i>	80%	-	
EBITDA Margin	21%	18%	
<i>Construction</i>	15%	15%	
<i>Airport Operations</i>	68%	66%	
<i>Airport Merchandising</i>	62%	-	
Net Income Margin	12%	10%	
<i>Construction</i>	7%	7%	
<i>Airport Operations</i>	48%	43%	
<i>Airport Merchandising</i>	22%	-	

11

FY 2016 FINANCIAL POSITION

In Php M	31-Dec-16	31-Dec-15	Movement	% Change
Cash & Financial Assets	10,938	9,263	1,675	18%
Other Current Assets	10,033	13,232	(3,199)	(24%)
Total Current Assets	20,971	22,495	(1,524)	(7%)
Concession Assets	20,339	16,370	3,969	24%
Total Non Current Assets	9,775	9,649	126	1%
Total Assets	51,085	48,515	2,570	5%
Current Liabilities	11,459	12,647	(1,188)	(9%)
Non Current Liabilities	23,416	19,263	4,153	22%
Total Liabilities	34,875	31,911	2,964	9%
Equity	16,210	16,604	(396)	(2%)

12


MEGAWIDE
 ENGINEERING EXCELLENCE

Q1 2017 FINANCIAL POSITION

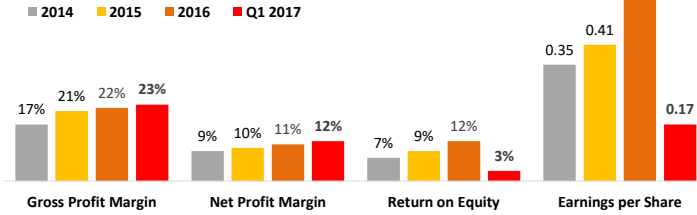
In Php M	31-Mar-17	31-Dec-16	Movement	% Change
Cash & Financial Assets	11,271	10,938	332	3%
Other Current Assets	10,090	10,033	57	1%
Total Current Assets	21,361	20,971	390	2%
Concession Assets	21,543	20,339	1,205	6%
Total Non Current Assets	9,371	9,775	(404)	(4%)
Total Assets	52,275	51,085	1,190	2%
Current Liabilities	11,199	11,459	(260)	(2%)
Non Current Liabilities	24,317	23,416	901	4%
Total Liabilities	35,516	34,875	641	2%
Equity	16,759	16,210	550	3%

13

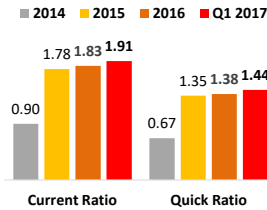

MEGAWIDE
 ENGINEERING EXCELLENCE

LIQUIDITY AND GEARING RATIOS

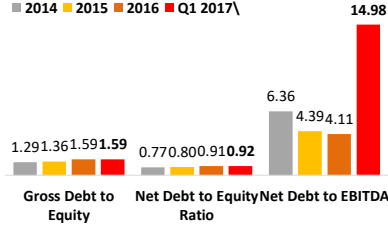
PROFITABILITY RATIOS



LIQUIDITY RATIOS



SOLVENCY RATIOS



*Net debt: FY 2016 - P14.8bn Q1 2017 - P15.3bn

*Interest Bearing loans: FY 2016 - P25.8bn Q1 2017 - P26.6bn

14

MEGAWIDE
ENGINEERING EXCELLENCE

1 CONSTRUCTION OPERATIONS

The Megawide Engineering Excellence

- Most advanced pre-cast construction facility in Asia
- Largest fully computerized and automated Batching Plants in the Philippines
- Innovative formworks system from Germany
- Young and modern fleet of equipment

TAYTAY PRECAST FACILITY PROFILE

Location	Taytay, Rizal
Operation Since	September 2012
Land Area	100,000 sqm.
Production Area	17,000 sqm.
Max Production	72,000cu.m./year
Capacity	6,000 cu.m./month)



15

MEGAWIDE
ENGINEERING EXCELLENCE

1 THE LEADING CONSTRUCTION COMPANY BUSINESS IN THE COUNTRY

- ❑ Megawide is a Triple-AAA PCAB Licensed general contractor primarily engaged in civil, structural and architectural works, MEPF, and other specialty engineering services.
- ❑ Megawide has constructed over 6.5 million square meters of gross floor area for most of the top companies and developers in the country.



1 THE LEADING CONSTRUCTION COMPANY BUSINESS IN THE COUNTRY

PPP Projects won during the Aquino Administration

Mactan-Cebu International Airport



Developer	GMR-Megawide Cebu Airport Corporation
Location	Airport Road, Lapu-Lapu City
Agreement	Build-Operate- Transfer
Duration	25 Years
Project Cost	Php 34 B

Southwest Integrated Transport System



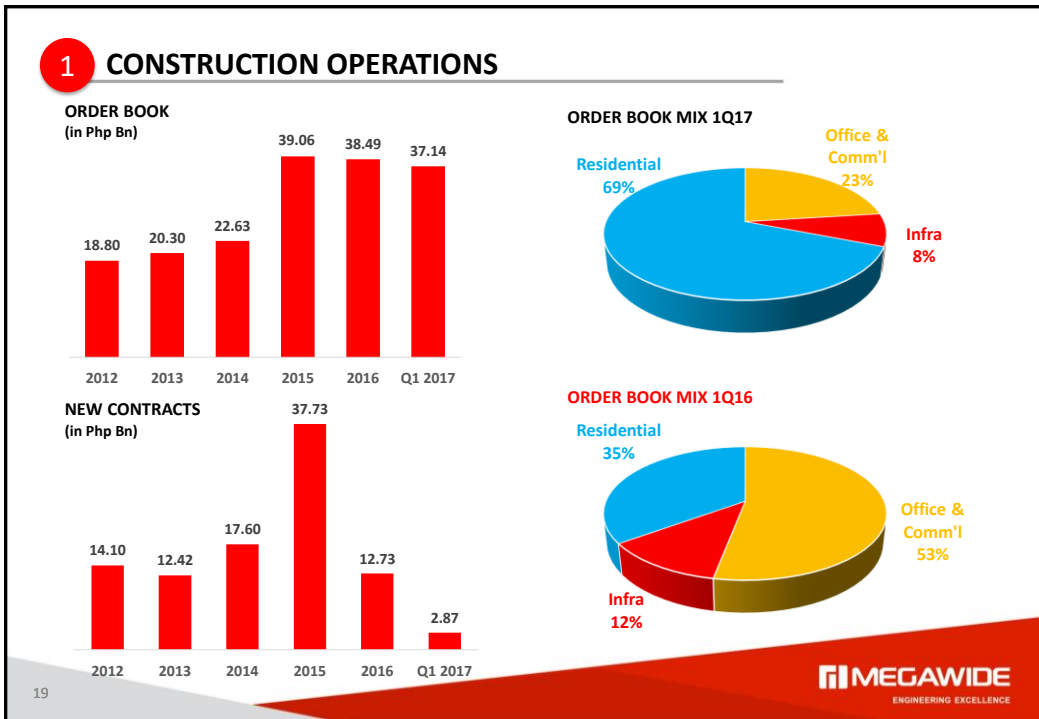
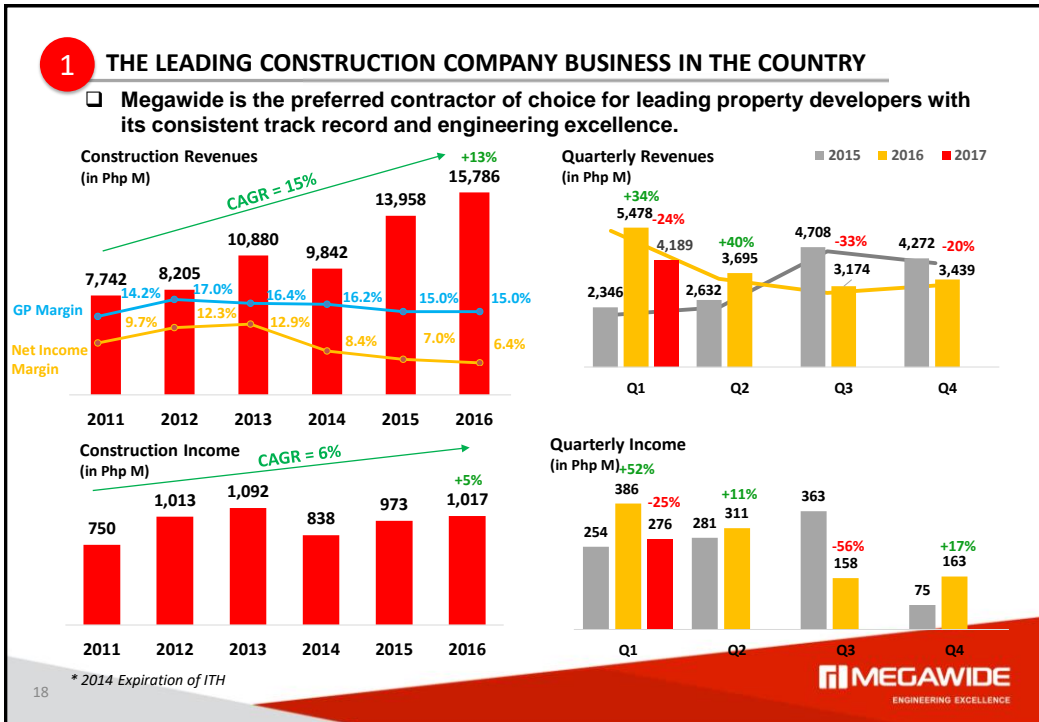
Developer	MWM Terminals
Location	Cavite Expressway, Paranaque City
Agreement	Build-Transfer-Operate
Duration	35 Years
Project Cost	Php 3.5 B

PPP for School Infrastructure Project 1, 2



Phase 1 Developer	Citicore-Megawide Consortium, Inc.
Location	Region III and IVA
Agreement	Build-Lease-Transfer
Duration	10 Years
Phase 2 Developer	Megawide Construction Corporation
Location	Regions I, II, III, CAR
Agreement	Build-Transfer
Contract Cost	Php 15.06 B (combined)

Upward integration from construction to concession asset operations enables Megawide to participate in PPPs and Infrastructure Development as a Triple AAA project contractor or as a contractor+operator to generate stable, recurring revenues.



1 CONSTRUCTION OPERATIONS

NEW PROJECTS 2017

ORTIGAS AND COMPANY



Project Estancia
GFA 78,000.00 sq.m



ROCKWELL LANDMARK



Project Edades Suites
GFA 16,613.00 sq.m

SOUTHEAST ASIA RETAIL INC.



Project Landers Arcovi
GFA 16,000.00 sq.m



Project Landers Alabang
GFA 8,852.00 sq.m

20

MEGAWIDE
ENGINEERING EXCELLENCE

1 CONSTRUCTION OPERATIONS

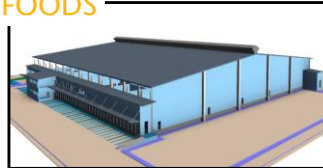
NEW PROJECTS 2017

8990
HOLDINGS, INC.



Project Urban Deca Homes Manila (Building 3 and 5)
GFA Building 3: 38,683.80 sq.m
Building 5: 38,683.80 sq.m

zenith
FOODS



Project Project Delta
GFA 49,957.04 sq.m

ISOC HOLDINGS



Project ASRS Cold Storage Facility
GFA 2,412.00 sq.m



Project Next Gen Zen 3
GFA 40,481.43 sq.m

21

MEGAWIDE
ENGINEERING EXCELLENCE

2 LARGEST PRIVATE AIRPORT OPERATOR IN THE PHILIPPINES



Owner	GMR MEGAWIDE Cebu Airport Corporation
Location	Airport Road, Lapu-Lapu City
GFA	66,544 sq.m.
Agreement	Build-Operate- Transfer for 25 years
Scope of Work	Land-side Airport Operations & Maintenance
Project Cost	34 B

- ❑ On April 22, 2014 the company and its JV Partner GMR won the Concession for brownfield development of Mactan-Cebu International Airport under Build-Operate-Transfer Modality. Concession Period is 25-years.
- ❑ Mactan-Cebu International Airport is the 2nd Largest Gateway in the Philippines (next to NAIA).
- ❑ The Company took over the Operations and Maintenance of the Airport last November 1, 2014
- ❑ Construction broke ground last June 30, 2015 for the construction of the new Terminal 2. Terminal 2 aims to increase passenger handling capacity from 4.5M to 12.5M per annum. Target completion is end of 2018.



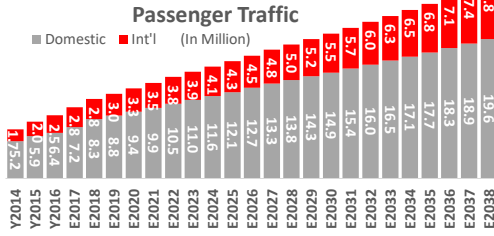
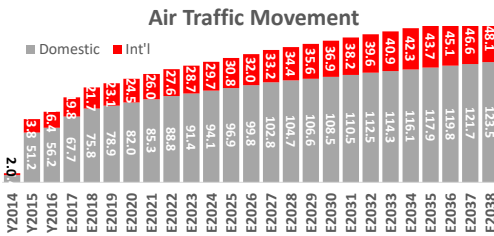
22

2 LARGEST PRIVATE AIRPORT OPERATOR IN THE PHILIPPINES



23

2 LARGEST PRIVATE AIRPORT OPERATOR IN THE PHILIPPINES



FY 2016 Air Traffic Volume			
	2015	2016	% Increase
Domestic	51,173	56,210	10%
Int'l	13,785	16,383	19%
Total	64,958	72,593	12%

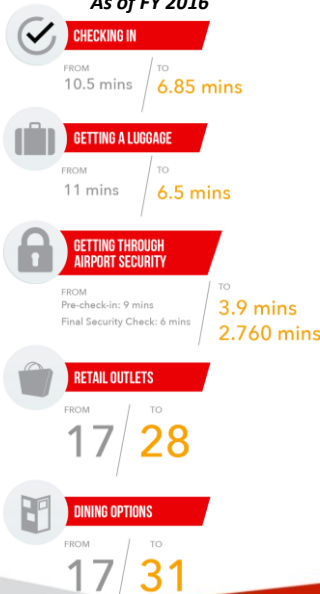
FY 2016 Passenger Volume Growth			
	2015	2016	% Increase
Domestic	5.89	6.38	8%
Int'l	2.07	2.52	22%
Total	7.96	8.89	12%

Q1 2017 Air Traffic Volume			
	1Q16	1Q17	% Increase
Domestic	13,115	15,081	15%
Int'l	3,658	5,191	42%
Total	16,773	20,272	21%

Q1 2017 Passenger Volume Growth			
	1Q16	1Q17	% Increase
Domestic	1.52	1.61	5%
Int'l	0.59	0.84	42%
Total	2.11	2.44	16%

2 LARGEST PRIVATE AIRPORT OPERATOR IN THE PHILIPPINES

As of FY 2016



2014

2016

- Guide to Sleeping in Airports
18th Best Airport in Asia
- Partnerships Awards International
- Shortlist for Best Transit Project

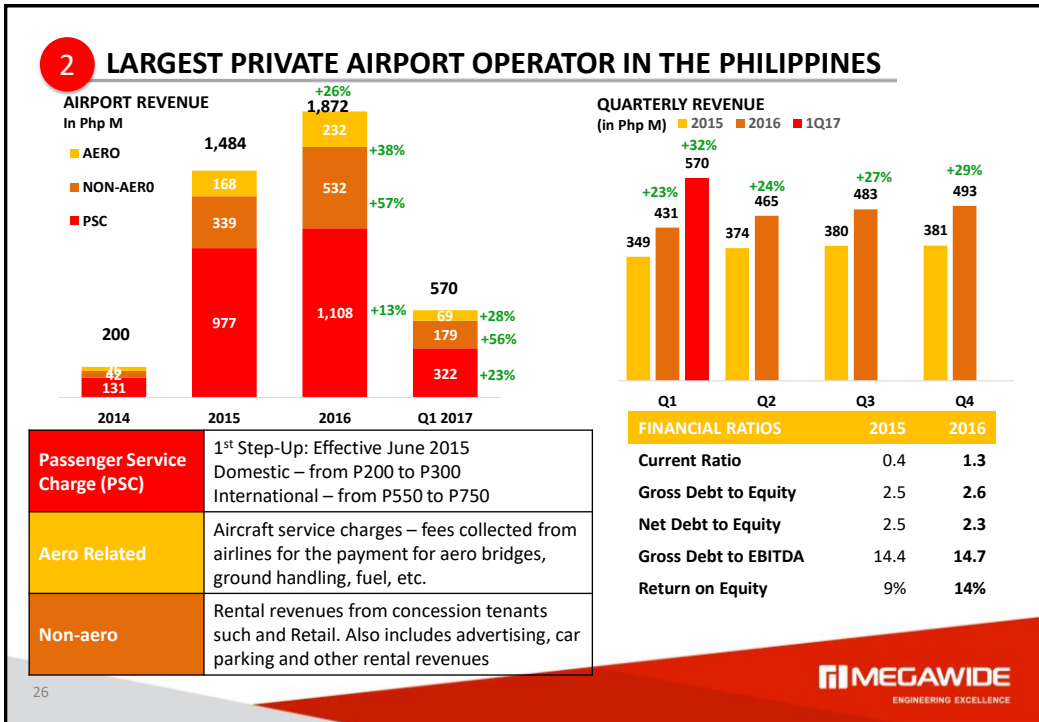
- CAPA
Best Regional Airport in Asia Pacific
- Sleeping in Airports
14th Best Airport in Asia
- Routes Asia 2016
shortlisted for Marketing Award
- World 2016
shortlisted for Marketing Award

2015

2017

- Euromoney-IJGlobal
Asia Pacific PPP Deal of the Year
- The Asset Triple A
Infrastructure Awards
Best Transport Deal – Highly Commended
- Project Finance International
Asia Pacific Transport Deal of the Year

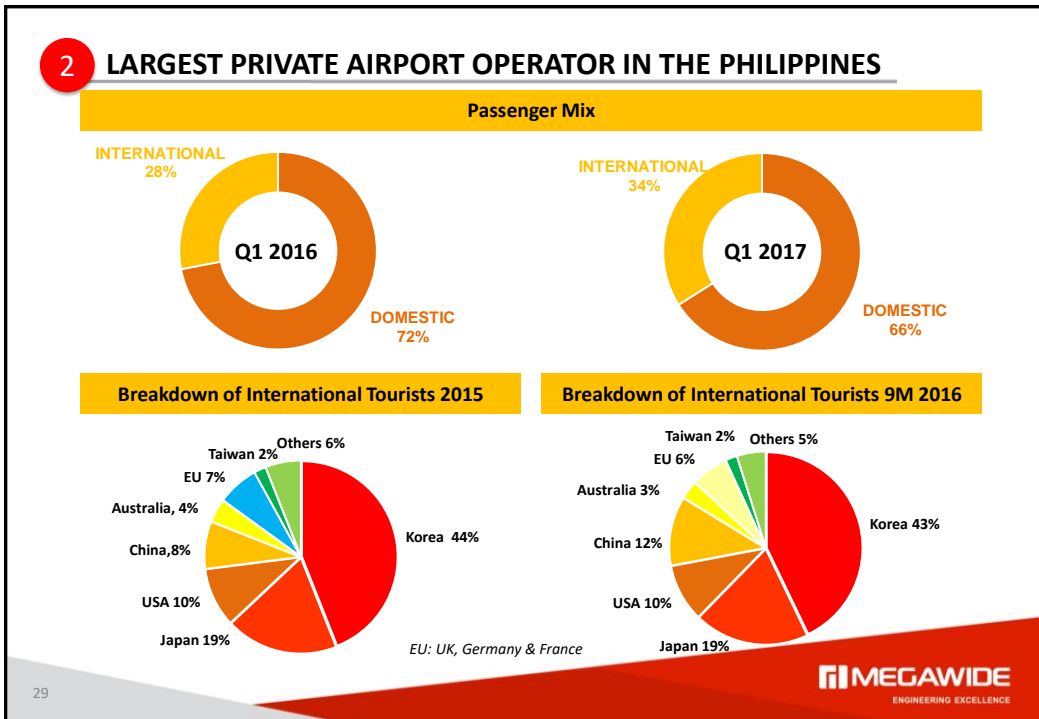
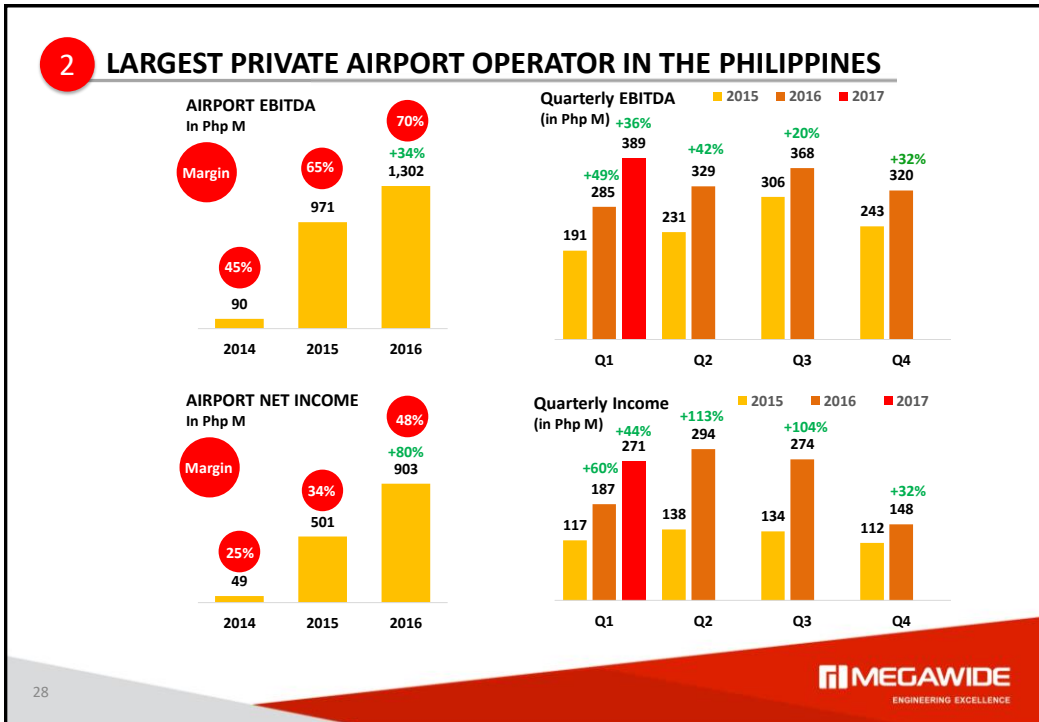
- Routes Asia 2017
Shortlisted for Marketing +
Commendation for Excellence in
Airline Marketing



26


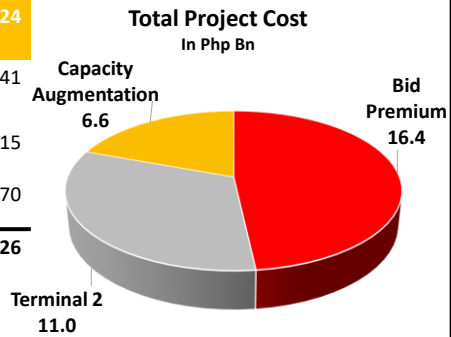


27



2 LARGEST PRIVATE AIRPORT OPERATOR IN THE PHILIPPINES

Terminal Area (in sqm)	2014-2017	E2018	E2019-2023	E2024
Terminal 1	38,483	38,483	42,541	42,541
Terminal 2	-	62,315	62,315	62,315
Cap. Aug.	-	-	-	19,970
TOTAL	38,483	100,798	104,856	124,826



2 LARGEST PRIVATE AIRPORT OPERATOR IN THE PHILIPPINES

Details of new routes/frequency in 2016			
Airline	Destination	Start Date	Aircraft/Frequency
INTERNATIONAL			
PAL	Los Angeles	March-16	A340/3x
Eva Air	Taipei	March-16	A321/B777/7x
Xiamen Air	Xiamen	March-16	B737/3x
Emirates	Dubai	May-16	B777/7x
China Eastern	Chengdu	Sept-16	A319/A320/4x
Air Asia	Singapore	Nov-16	A320/4x
Air Asia	Taipei	Nov-16	A320/3x
PAL	Singapore	Dec-16	A321/4x
T'way	Daegu	Dec-16	B737/5x
Vanilla Air	Narita	Dec-16	A320/7x
DOMESTIC			
PAL	Kalibo	Dec-16	A320/3x
PAL	Caticlan	Dec-16	B400/7x
Cebu Pacific	Ormoc	Nov-16	ATR-72/7x
Cebu Pacific	Calbayog	Nov-16	ATR-72/4x
Cebu Pacific	Roxas	Nov-16	ATR-72/7x

Growing routes and frequency

- ☐ 8 new international routes
- ☐ 5 new domestic routes
- ☐ 7 new airlines

2 LARGEST PRIVATE AIRPORT OPERATOR IN THE PHILIPPINES

Details of new routes/frequency in 2017			
Airline	Destination	Start Date	Aircraft/Frequency
INTERNATIONAL			
Thai Smile	BKK	May-17	A320/7
China Eastern	Wuxi	Feb-17	A320/3
China Eastern	Wuhan	Feb-17	A320/3
Air Asia	Hangzhou	Feb-17	A320/3
Spring Air	Shanghai	Apr-17	A320/2
China Eastern	Guangzhou	Feb-17	A320/1
Tianjin Air	Tianjin	Apr-17	A320/2
Tianjin Air	Xian	Apr-17	A320/2
Xiamen Air	Jinjiang	Apr-17	B737/2
Xiamen Airlines	Fuzhuo	April 18	B738/2
PAL	Chengdu	May-17	A321/3
Sichuan Airlines	Chongqing	Mar 28	A321/3
Lucky Air	Kunming	June 1	A320/3
West Air	Chongqing	June 2	A320/3
Hainan Air	Haikou	October 18	B737-300

DOMESTIC			
PAL	Clark	Jan 30	A321/4
PAL	General Santos	March 26	A321/7
PAL	Puerto Princesa	March 26	A321/7
PAL	Coron	March 26	Q300/400/7
PAL	Surigao	March 26	A321/7
Air Swift	Busuanga	Apr-17	Q300/400/7
Air Asia	Davao	April 22	A320/7
Air Asia	Caticlan	April 22	A320/7
Air Asia	Puerto Princesa	April 22	A320/7
Air Asia	Kalibo	June 19	A320/7
Cebu Pacific	Busuanga	May 15	ATR7/3
Cebu Pacific	Cotabato	May 15	ATR7/4

Growing routes and frequency

- ☐ 15 new international routes
- ☐ 14 flights to China
- ☐ 10 new domestic routes
- ☐ 7 new airlines

32

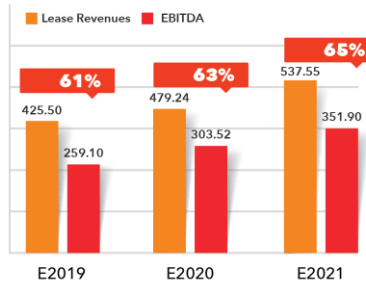
MEGAWIDE
ENGINEERING EXCELLENCE

3 PROGRESSIVE PROPERTY TRANSPORT DEVELOPER



Owner MWM Terminal (Megawide-Waltermart)
Location Manila-Cavite Expressway, Paranaque
Project Site 4.59 Hectares
Agreement Build- Transfer-Operate for 35 years
Project Cost 3.5 B

EBITDA MARGIN



SOUTHWEST INTEGRATED TRANSPORT SYSTEM

The Southwest Integrated Transport Terminal is projected to deliver a recurring income base from terminal operations, leasable retail, office, and commercial space upon project completion in end 2018.



4 FAST GROWING PURE RENEWABLE ENERGY POWER GENERATOR



100%	100%	100%	100%	100%	96.11%
Silay Solar Power, (Negros Occ) 25 MW	Next Generation Power (Bataan) 18 MW	First Toledo Solar Energy (Cebu) 60 MW	Himamaylan Biomass Power, Inc. (Negros Occidental)	Rio Norte Hydro Corporation (Isabela)	Upper Maslog Hydro Corporation (Eastern Samar)

BATAAN SOLAR FARM
 CLIENT: NEXT GENERATION POWER
 TECHNOLOGY: MONOCRYSTALLINE
 PROJECT AREA: 850 ALAC ALAN, MARIBUAT, BATAAN
 27 RECTANGLES
 CAPACITY: 18 MEGAWATTS
 86,800 PHOTOVOLTAIC (PV) MODULES
 CONTRACT COST: P1P 1.748

ILAGUEN HYDRO POWER PLANT
 A 20.4 MEGAWATT HYDRO POWER PLANT IN ISABELA

SILAY SOLAR POWER PLANT
 CLIENT: SILAY SOLAR POWER INC.
 LOCATION: SILAY CITY, NEGROS OCCIDENTAL
 44 RECTANGLES
 CAPACITY: 25 MEGAWATTS
 94,000 PHOTOVOLTAIC (PV) MODULES
 CONTRACT COST: P1P 2.118

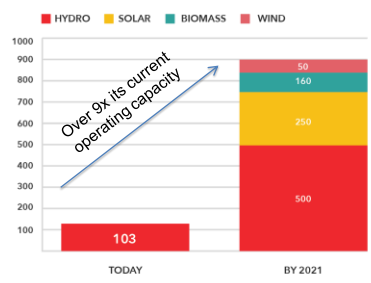
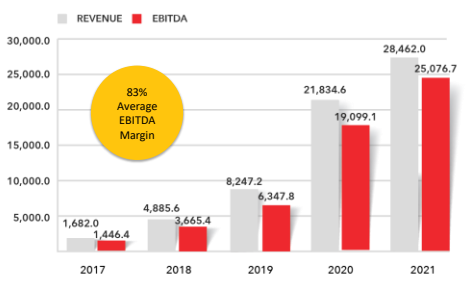
HIMAMAYLAN BIOMASS POWER PLANT
 LOCATION: HIMAMAYLAN NEGROS OCCIDENTAL
 LOCATION: SAN MATEO, NEGROS OCCIDENTAL
 PROJECT AREA: 100 HECTARES

TOLEDO SOLAR FARM
 CLIENT: FIRST TOLEDO SOLAR ENERGY CORP
 LOCATION: TOLEDO CITY, CEBU
 12 RECTANGLES
 CAPACITY: 60 MEGAWATTS
 124,800 PHOTOVOLTAIC (PV) MODULES
 CONTRACT COST: P1P 5.048



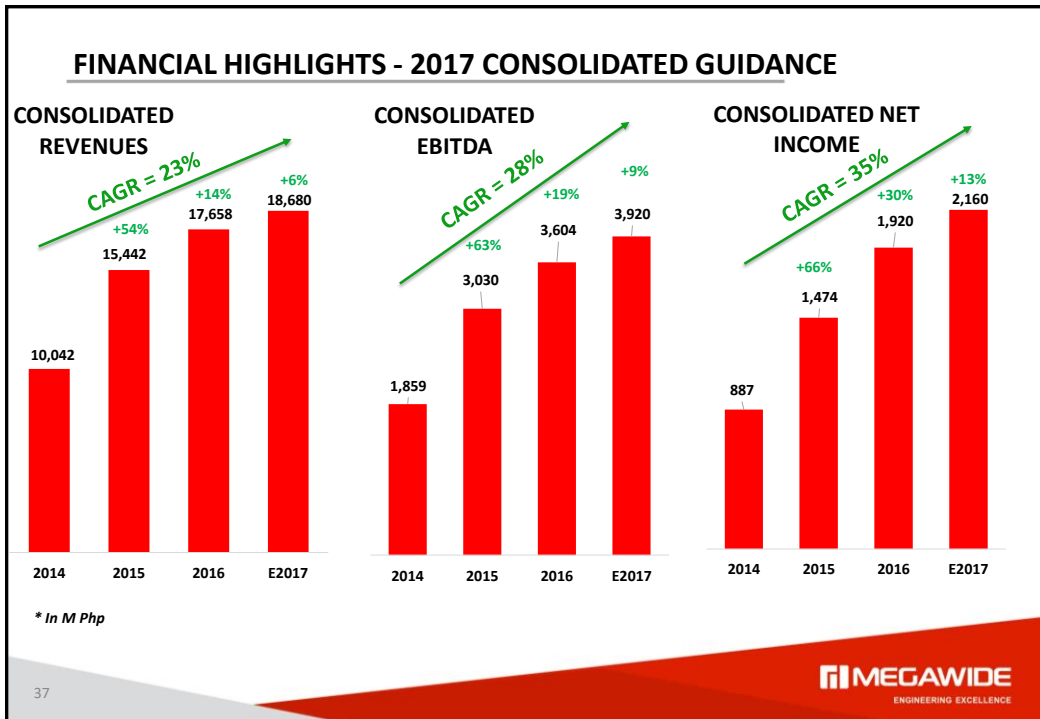
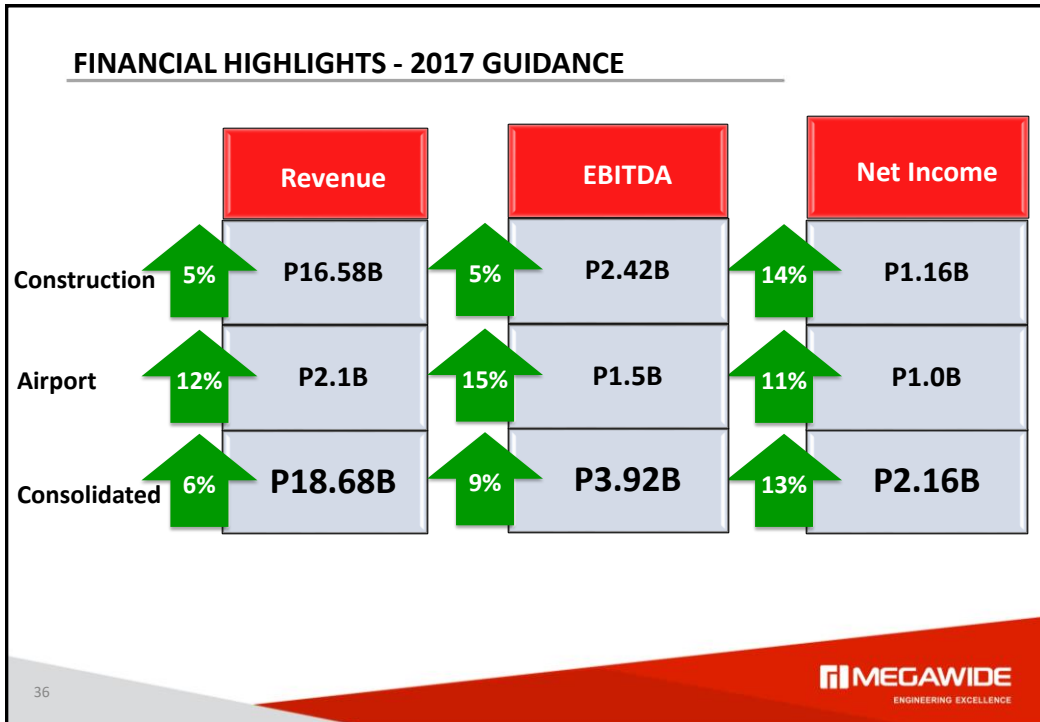
4 FAST GROWING PURE RENEWABLE ENERGY POWER GENERATOR

- The Company currently has 3 types of power assets:
 - Operating projects - total installed capacity of 103MW Solar Power; awaiting FIT
 - Projects under advanced development - total of 110MW of mix Solar (60) Hydro Power (40) and Biomass (12) to start construction within Y2016.
 - Projects under pre-development - robust pipeline of over 20 projects with an aggregate capacity of over 800MW.

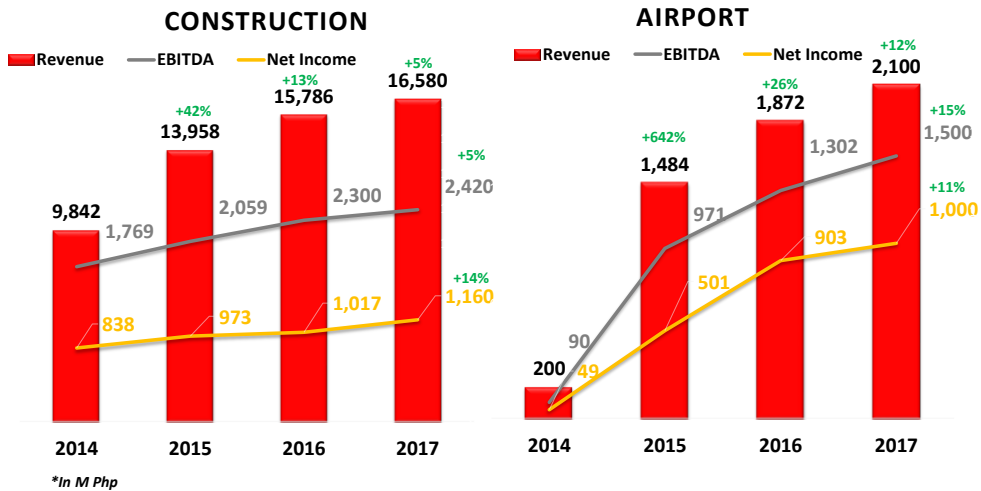


In the next 5 years, the Company is targeting to achieve approximately 1,000MW of RE composed of a diverse mix of sources. With this portfolio and mix, the Company is projecting to achieve over P25 billion in revenues by 2021 from a 2017 expected level of around P1.6 billion.





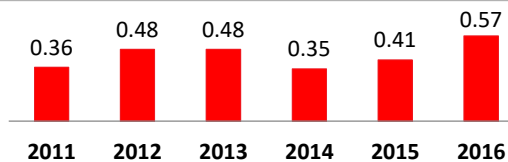
FINANCIAL HIGHLIGHTS - 2017 SEGMENT GUIDANCE



38

MEGAWIDE
 ENGINEERING EXCELLENCE

HISTORICAL CORE EARNINGS PER SHARE (EPS)



NOTE: Core EPS for FY2013 excludes a one-time trading gain of P306Mn.

Dividend Payout History

Record Date	Type	Amount	Date of Payment
October 14, 2011	Common Shares	P257,100,001.00	November 10, 2011
July 20, 2012	Cash	P150,024,528.20	August 15, 2012
July 19, 2013	Stock	P380,636,801.00	August 14, 2013
October 22, 2014	Stock	P750,000,000.00	November 17, 2014
February 27, 2015	Preferred Shares	P70,250,000.00	March 3, 2015
May 8, 2015	Preferred Shares	P70,250,000.00	June 3, 2015
August 6, 2015	Preferred Shares	P70,250,000.00	September 3, 2015
November 6, 2015	Preferred Shares	P70,250,000.00	December 3, 2015
February 23, 2016	Preferred Shares	P70,250,000.00	March 3, 2016
May 10, 2016	Preferred Shares	P70,250,000.00	June 3, 2016
August 9, 2016	Preferred Shares	P70,250,000.00	September 3, 2016
November 8, 2016	Preferred Shares	P70,250,000.00	December 3, 2016
March 1, 2017	Preferred Shares	P70,250,000.00	March 3, 2017
May 10, 2017	Preferred Shares	P70,250,000.00	June 3, 2017

39

MEGAWIDE
 ENGINEERING EXCELLENCE

BUSINESS CATALYSTS

The continued stability of the Philippines, coupled with the new Duterte Administration will further give Megawide a foundation for future growth.



Increase In Government Infrastructure Spending



\$30Bn OFW Remittance and 4.65Mn Housing Backlog



BPO Sector's continued growth Demand for Office Building contracts



DENR's thrust: green consciousness and sustainable sources of energy

40

MEGAWIDE
ENGINEERING EXCELLENCE

BUSINESS UPDATES | PPP Projects for Bidding

5 REGIONAL AIRPORT FACILITIES

Total Cost

P110.42Bn

Mode

Operate-Add-Transfer (including Runway)

Concession Period

30 years



BACOLOD P20.3Bn



ILOILO P30.40Bn



DAVAO P40.6Bn



CAGAYAN De ORO P14.6Bn



NEW BOHOL P4.6Bn

41

MEGAWIDE
ENGINEERING EXCELLENCE

BUSINESS UPDATES | PPP Projects for Bidding

REGIONAL PRISON FACILITY

Cost	Php 50.18 B
Concession	Build- Transfer-and-Maintain (BTM)
Cooperation Period	20 Years



The Regional Prison Facility, to be located in Fort Magsaysay in Nueva Ecija, includes the financing, detailed design and construction, and maintenance of the prison facility Bidding over the cooperation period.

The Bidding for the Regional Prison Facility has been further postponed from the April 27, 2017 auction date. This is the 5th postponement since March 2015.

42

MEGAWIDE
ENGINEERING EXCELLENCE

BUSINESS UPDATES | Unsolicited Proposal Submitted



On July 2016, Megawide and its JV Partner GMR submitted an Unsolicited Proposal to the DOTr for a 50-year comprehensive plan to operate, develop, expand the Clark International Airport.

43

MEGAWIDE
ENGINEERING EXCELLENCE

SUMMARY

Megawide (PSE: MWIDE) is a publicly listed diversified engineering conglomerate focused in Construction and Infrastructure Development with four core business segments:

1

The Largest Building Construction Company in the Country - **preferred contractor of blue chip companies**

2

Largest Private Airport Operator in the Philippines - **leading position for bidding for new airports**

3

Progressive Property Developer in the Country - **develop mixed-use anchored on infrastructure**

4

Fast growing Pure Renewable Energy Power Generator in the Philippines – **with diverse source of mix**

44

MEGAWIDE
ENGINEERING EXCELLENCE



COMPANY INFORMATION

Company Name	Megawide Construction Corporation
Office Address	20 N. Domingo St., Brgy. Valencia, Quezon City
Telephone Numbers	(02) 655-1111
Website	www.megawide.com.ph
	<ul style="list-style-type: none"> •fb.com/MegawideConstructionCorporationOfficial •twitter.com/megawidebuilds
Email Address	investorrelations@megawide.com.ph

45



46



47